

RESULTBOOK

LIFE SAVING



The World Games 2013 C A L I Fair Play To The Planet



A STAR ALLIANCE MEMBER



Tu mundo amigable





The World Games
2013 CALI
Fair Play To The Planet

RESULTBOOK

TABLE OF CONTENTS

	Life Saving	1
1	Table of Contents	2
2	Competition Schedule	8
3	Number of Entries by NOC	10
3.1	Number of Entries by NOC Men's	10
3.2	Number of Entries by NOC Women's	11
4	Entry List by NOC	12
4.1	Entry List by NOC Men's	12
4.2	Entry List by NOC Women's	22
5	Daily Schedule	32
5.1	Daily Schedule of - 26 Jul 2013	32
5.2	Daily Schedule of - 27 Jul 2013	33
6	Broken Records by Event	34
7	Broken Records by Type	35
8	Broken Records by Date	37
9	Medallists by Event	38
10	Medal Standings	41
11	Men's Pool 50m Manikin Carry	42
11.1	Entry List by Qualifying Time	43
11.2	Medallists	44
11.3	Qualification	45
11.3.1	Start List	46
11.3.2	Result List - Phase	47
11.3.3	Result Summary	48
11.4	Final	49
11.4.1	Men's Pool 50m Manikin Carry Final	50
11.4.1.1	Start List	50
11.4.1.2	Result List	51
12	Men's Pool 100m Manikin Carry with Fins	52
12.1	Entry List by Qualifying Time	53
12.2	Medallists	54





The World Games
2013 CALI
Fair Play To The Planet

RESULTBOOK

12.3	Qualification	55
12.3.1	Start List	56
12.3.2	Result List - Phase	57
12.3.3	Result Summary	59
12.4	Final	60
12.4.1	Men's Pool 100m Manikin Carry with Fins Final	61
12.4.1.1	Start List	61
12.4.1.2	Result List	62
13	Men's Pool 100m Manikin Tow with Fins	63
13.1	Entry List by Qualifying Time	64
13.2	Medallists	65
13.3	Qualification	66
13.3.1	Start List	67
13.3.2	Result List - Phase	68
13.3.3	Result Summary	70
13.4	Final	71
13.4.1	Men's Pool 100m Manikin Tow with Fins Final	72
13.4.1.1	Start List	72
13.4.1.2	Result List	73
14	Men's Pool 200m Obstacle Swim	74
14.1	Entry List by Qualifying Time	75
14.2	Medallists	76
14.3	Qualification	77
14.3.1	Start List	78
14.3.2	Result List - Phase	79
14.3.3	Result Summary	81
14.4	Final	82
14.4.1	Men's Pool 200m Obstacle Swim Final	83
14.4.1.1	Start List	83
14.4.1.2	Result List	84
15	Men's Pool 200m Super Lifesaver	85
15.1	Entry List by Qualifying Time	86
15.2	Medallists	87
15.3	Qualification	88





The World Games
2013 CALI
Fair Play To The Planet

RESULTBOOK

15.3.1	Start List	89
15.3.2	Result List - Phase	90
15.3.3	Result Summary	92
15.4	Final	93
15.4.1	Men's Pool 200m Super Lifesaver Final	94
15.4.1.1	Start List	94
15.4.1.2	Result List	95
16	Men's Team 4x25m Manikin Relay	96
16.1	Medallists	97
16.2	Qualification	98
16.2.1	Start List	99
16.2.2	Result List - Phase	101
16.2.3	Result Summary	103
16.3	Final	105
16.3.1	Men's Team 4x25m Manikin Relay Final	106
16.3.1.1	Start List	106
16.3.1.2	Result List	108
17	Men's Team 4x50m Obstacle Relay	109
17.1	Medallists	110
17.2	Qualification	111
17.2.1	Start List	112
17.2.2	Result List - Phase	114
17.2.3	Result Summary	116
17.3	Final	118
17.3.1	Men's Team 4x50m Obstacle Relay Final	119
17.3.1.1	Start List	119
17.3.1.2	Result List	121
18	Men's Team 4x50m Medley Relay	122
18.1	Medallists	123
18.2	Qualification	124
18.2.1	Start List	125
18.2.2	Result List - Phase	127
18.2.3	Result Summary	129
18.3	Final	131





The World Games
2013 CALI
Fair Play To The Planet

RESULTBOOK

18.3.1	Men's Team 4x50m Medley Relay Final	132
18.3.1.1	Start List	132
18.3.1.2	Result List	134
19	Women's Pool 50m Manikin Carry	135
19.1	Entry List by Qualifying Time	136
19.2	Medallists	137
19.3	Qualification	138
19.3.1	Start List	139
19.3.2	Result List - Phase	140
19.3.3	Result Summary	141
19.4	Final	142
19.4.1	Women's Pool 50m Manikin Carry Final	143
19.4.1.1	Start List	143
19.4.1.2	Result List	144
20	Women's Pool 100m Manikin Carry with Fins	145
20.1	Entry List by Qualifying Time	146
20.2	Medallists	147
20.3	Qualification	148
20.3.1	Start List	149
20.3.2	Result List - Phase	150
20.3.3	Result Summary	152
20.4	Final	153
20.4.1	Women's Pool 100m Manikin Carry with Fins Final	154
20.4.1.1	Start List	154
20.4.1.2	Result List	155
21	Women's Pool 100m Manikin Tow with Fins	156
21.1	Entry List by Qualifying Time	157
21.2	Medallists	158
21.3	Qualification	159
21.3.1	Start List	160
21.3.2	Result List - Phase	161
21.3.3	Result Summary	163
21.4	Final	164
21.4.1	Women's Pool 100m Manikin Tow with Fins Final	165





The World Games
2013 CALI
Fair Play To The Planet

RESULTBOOK

21.4.1.1	Start List	165
21.4.1.2	Result List	166
22	Women's Pool 200m Obstacle	167
22.1	Entry List by Qualifying Time	168
22.2	Medallists	169
22.3	Qualification	170
22.3.1	Start List	171
22.3.2	Result List - Phase	172
22.3.3	Result Summary	174
22.4	Final	175
22.4.1	Women's Pool 200m Obstacle Final	176
22.4.1.1	Start List	176
22.4.1.2	Result List	177
23	Women's Pool 200m Super Lifesaver	178
23.1	Entry List by Qualifying Time	179
23.2	Medallists	180
23.3	Qualification	181
23.3.1	Start List	182
23.3.2	Result List - Phase	183
23.3.3	Result Summary	185
23.4	Final	186
23.4.1	Women's Pool 200m Super Lifesaver Final	187
23.4.1.1	Start List	187
23.4.1.2	Result List	188
24	Women's Team 4x25m Manikin Relay	189
24.1	Medallists	190
24.2	Qualification	191
24.2.1	Start List	192
24.2.2	Result List - Phase	194
24.2.3	Result Summary	196
24.3	Final	198
24.3.1	Women's Team 4x25m Manikin Relay Final	199
24.3.1.1	Start List	199
24.3.1.2	Result List	200





The World Games
2013 CALI
Fair Play To The Planet
RESULTBOOK

25	Women's Team 4x50m Obstacle Relay	201
25.1	Medallists	202
25.2	Qualification	203
25.2.1	Start List	204
25.2.2	Result List - Phase	206
25.2.3	Result Summary	208
25.3	Final	210
25.3.1	Women's Team 4x50m Obstacle Relay Final	211
25.3.1.1	Start List	211
25.3.1.2	Result List	213
26	Women's Team 4x50m Medley Relay	214
26.1	Medallists	215
26.2	Qualification	216
26.2.1	Start List	217
26.2.2	Result List - Phase	219
26.2.3	Result Summary	221
26.3	Final	223
26.3.1	Women's Team 4x50m Medley Relay Final	224
26.3.1.1	Start List	224
26.3.1.2	Result List	225





Competition Schedule

Calendario de Eventos

As of THU 25 JUL 2013

Final Version

Date	Session	Start Time	Event	Event No	Phase	
FRI 26 JUL	Morning	11:00	Women's 200m Obstacle Swim	1	Heats	
		11:15	Men's 200m Obstacle Swim	2	Heats	
		11:30	Women's Team 4x50m Obstacle Relay	3	Heats	
		11:42	Men's Team 4x50m Obstacle Relay	4	Heats	
		11:55	Women's 100m Manikin Carry with Fins	5	Heats	
		12:10	Men's 100m Manikin Carry with Fins	6	Heats	
		12:25	Women's 200m Super Lifesaver	7	Heats	
		12:43	Men's 200m Super Lifesaver	8	Heats	
		Evening	19:30	Women's 200m Obstacle Swim	1	Final
			19:35	Men's 200m Obstacle Swim	2	Final
			19:40	Women's 200m Obstacle Swim	1	Victory Ceremony
			19:45	Men's 200m Obstacle Swim	2	Victory Ceremony
			19:50	Women's Team 4x50m Obstacle Relay	3	Final
			19:55	Men's Team 4x50m Obstacle Relay	4	Final
			20:00	Women's Team 4x50m Obstacle Relay	3	Victory Ceremony
			20:05	Men's Team 4x50m Obstacle Relay	4	Victory Ceremony
	20:10		Women's 100m Manikin Carry with Fins	5	Final	
	20:15		Men's 100m Manikin Carry with Fins	6	Final	
	20:20		Women's 100m Manikin Carry with Fins	5	Victory Ceremony	
	20:25		Men's 100m Manikin Carry with Fins	6	Victory Ceremony	
	20:30		Women's 200m Super Lifesaver	7	Final	
	20:35		Men's 200m Super Lifesaver	8	Final	
	20:40		Women's 200m Super Lifesaver	7	Victory Ceremony	
	20:45		Men's 200m Super Lifesaver	8	Victory Ceremony	
	SAT 27 JUL	Morning	09:00	Women's 50m Manikin Carry	9	Heats
			09:15	Men's 50m Manikin Carry	10	Heats
			09:30	Women's Team 4x25m Manikin Carry Relay	11	Heats
			09:40	Men's Team 4x25m Manikin Carry Relay	12	Heats
			09:50	Women's 100m Manikin Tow with Fins	13	Heats
			10:05	Men's 100m Manikin Tow with Fins	14	Heats
			10:20	Women's Team 4x50m Medley Relay	15	Heats
			10:30	Men's Team 4x50m Medley Relay	16	Heats



Date	Session	Start Time	Event	Event No	Phase
	Evening	17:30	Women's 50m Manikin Carry	9	Final
		17:35	Men's 50m Manikin Carry	10	Final
		17:40	Women's 50m Manikin Carry	9	Victory Ceremony
		17:45	Men's 50m Manikin Carry	10	Victory Ceremony
		17:50	Women's Team 4x25m Manikin Carry Relay	11	Final
		17:55	Men's Team 4x25m Manikin Carry Relay	12	Final
		18:00	Women's Team 4x25m Manikin Carry Relay	11	Victory Ceremony
		18:05	Men's Team 4x25m Manikin Carry Relay	12	Victory Ceremony
		18:10	Women's 100m Manikin Tow with Fins	13	Final
		18:15	Men's 100m Manikin Tow with Fins	14	Final
		18:20	Women's Team 4x50m Medley Relay	15	Final
		18:25	Men's Team 4x50m Medley Relay	16	Final
		18:30	Women's 100m Manikin Tow with Fins	13	Victory Ceremony
		18:35	Men's 100m Manikin Tow with Fins	14	Victory Ceremony
		18:40	Women's Team 4x50m Medley Relay	15	Victory Ceremony
		18:45	Men's Team 4x50m Medley Relay	16	Victory Ceremony



Number of Entries by NOC

Inscripciones por Nación

As of THU 25 JUL 2013

Men

NOC Code	Individual and Relay Swimming									
	50m Manikin Carry	100m Manikin Carry with Fins	200m Super Lifesaver	200m Obstacle Swim	100m Manikin Tow with Fins	Total Individual Entries	Team 4x50m Medley Relay	Team 4x25m Manikin Carry Relay	Total Relay Entries	Total Swimmers
BEL	2	2	2	2	2	10	1	1	3	5
CAN	2	2	2	2	2	10	1	1	3	5
CHN	2	2	2	2	2	10	1	1	3	5
ESP	2	2	2	2	2	10	1	1	3	5
FRA	2	2	2	2	2	10	1	1	3	5
GER	2	2	2	2	2	10	1	1	3	5
ITA	2	2	2	2	2	10	1	1	3	5
JPN	2	2	2	2	2	10	1	1	3	5
NED	2	2	2	2	2	10	1	1	3	5
RSA	2	2	2	2	2	10	1	1	3	5
	20	20	20	20	20	100	10	10	30	50

LEGEND

* Over quota





Number of Entries by NOC

Inscripciones por Nación

As of THU 25 JUL 2013

Women

NOC Code	Individual and Relay Swimming									
	50m Manikin Carry	100m Manikin Carry with Fins	200m Super Lifesaver	200m Obstacle Swim	100m Manikin Tow with Fins	Total Individual Entries	Team 4x50m Medley Relay	Team 4x25m Manikin Carry Relay	Total Relay Entries	Total Swimmers
BEL	2	2	2	2	2	10	1	1	3	5
CAN	2	2	2	2	2	10	1	1	3	5
CHN	2	2	2	2	2	10	1	1	3	5
ESP	2	2	2	2	2	10	1	1	3	5
FRA	2	2	2	2	2	10	1	1	3	5
GER	2	2	2	2	2	10	1	1	3	5
ITA	2	2	2	2	2	10	1	1	3	5
JPN	2	2	2	2	2	10	1	1	3	5
NED	2	2	2	2	2	10	1	1	3	5
RSA	2	2	2	2	2	10	1	1	3	5
	20	20	20	20	20	100	10	10	30	50

LEGEND

* Over quota





Men

 Hombres

Entry List by NOC

 Lista de Inscripciones por Nación

As of THU 25 JUL 2013

Men

NOC	Event	Name	Year of Birth	Height (m/ft in)	Weight (kg/lbs)	Qualifying Time
BEL - Belgium	Men's 50m Manikin Carry	LECOUTERE Jeroen	1987			30.90
		SORET Bastien	1992			33.99
	Men's 100m Manikin Carry with Fins	BECKERS Simon	1991			54.36
		BOLCKMANS Lenz	1993			55.11
	Men's 200m Super Lifesaver	BAELUS Wouter	1987			2:17.83
		BOLCKMANS Lenz	1993			2:19.92
	Men's 200m Obstacle Swim	LECOUTERE Jeroen	1987			2:07.13
		SORET Bastien	1992			2:00.83
	Men's 100m Manikin Tow with Fins	BECKERS Simon	1991			58.60
		BOLCKMANS Lenz	1993			58.53
Men's Team 4x25m Manikin Carry						
Men's Team 4x50m Obstacle Relay						
Men's Team 4x50m Medley Relay						



NOC	Event	Name	Year of Birth	Height (m/ft in)	Weight (kg/lbs)	Qualifying Time
CAN - Canada	Men's 50m Manikin Carry	FILICE Julian Mark	1995			35.34
		WALTERS William	1983			33.01
	Men's 100m Manikin Carry with Fins	LEITCH Ian	1990			54.11
		SOUTHWOOD Scott	1990			1:00.71
	Men's 200m Super Lifesaver	GIRALDO Nelson	1977			2:30.32
		WALTERS William	1983			2:15.72
	Men's 200m Obstacle Swim	LEITCH Ian	1990			2:03.47
		WALTERS William	1983			2:03.27
	Men's 100m Manikin Tow with Fins	FILICE Julian Mark	1995			1:00.89
		SOUTHWOOD Scott	1990			1:04.74
	Men's Team 4x25m Manikin Carry					
	Men's Team 4x50m Obstacle Relay					
Men's Team 4x50m Medley Relay						





NOC	Event	Name	Year of Birth	Height (m/ft in)	Weight (kg/lbs)	Qualifying Time
CHN - People'S Republic	Men's 50m Manikin Carry	CUI Wei	1987			34.00
		ZANG Yujie	1986			32.71
	Men's 100m Manikin Carry with Fins	CUI Wei	1987			53.00
		ZHANG Biaohong	1986			49.52
	Men's 200m Super Lifesaver	CUI Wei	1987			2:36.00
		ZANG Yujie	1986			2:35.00
	Men's 200m Obstacle Swim	XIE Zhongjie	1994			2:00.00
		YE Zhengchao	1995			1:59.49
	Men's 100m Manikin Tow with Fins	XIE Zhongjie	1994			1:05.00
		ZHANG Biaohong	1986			55.71
	Men's Team 4x25m Manikin Carry					
	Men's Team 4x50m Obstacle Relay					
	Men's Team 4x50m Medley Relay					





Men
Hombres

NOC	Event	Name	Year of Birth	Height (m/ft in)	Weight (kg/lbs)	Qualifying Time
ESP - Spain	Men's 50m Manikin Carry	CARRION Daniel	1989			32.07
		SAEZ Hugo Angel	1987			31.98
	Men's 100m Manikin Carry with Fins	CARRION Daniel	1989			50.99
		CATALA Francisco Javier	1989			50.54
	Men's 200m Super Lifesaver	CARRION Daniel	1989			2:13.21
		MORENO Roberto	1992			2:15.40
	Men's 200m Obstacle Swim	BAS Josep Miquel	1993			2:02.19
		MORENO Roberto	1992			2:02.01
	Men's 100m Manikin Tow with Fins	CARRION Daniel	1989			55.32
		CATALA Francisco Javier	1989			54.65
	Men's Team 4x25m Manikin Carry					
	Men's Team 4x50m Obstacle Relay					
	Men's Team 4x50m Medley Relay					





The World Games
2013 CALI
Fair Play To The Planet

Hernando Botero Swimming Pool
Piscinas Hernando Botero

Life Saving
Salvamento



Men
Hombres

NOC	Event	Name	Year of Birth	Height (m/ft in)	Weight (kg/lbs)	Qualifying Time
FRA - France	Men's 50m Manikin Carry	LACLAUSTRA Florian	1988			30.45
		VILACECA Thomas	1990			31.80
	Men's 100m Manikin Carry with Fins	CALEY Pierre	1990			51.77
		LACLAUSTRA Florian	1988			50.45
	Men's 200m Super Lifesaver	MAISONNEUVE Marvin	1991			2:15.44
		VILACECA Thomas	1990			2:09.85
	Men's 200m Obstacle Swim	MAISONNEUVE Marvin	1991			1:59.00
		VILACECA Thomas	1990			1:57.27
	Men's 100m Manikin Tow with Fins	BADRE Jeremy	1990			54.76
		CALEY Pierre	1990			54.51
	Men's Team 4x25m Manikin Carry					
	Men's Team 4x50m Obstacle Relay					
	Men's Team 4x50m Medley Relay					

Timing and Results provided by TISSOT





NOC	Event	Name	Year of Birth	Height (m/ft in)	Weight (kg/lbs)	Qualifying Time
GER - Germany	Men's 50m Manikin Carry	ERTEL Christian	1990			29.93
		WIECK Danny	1991			30.02
	Men's 100m Manikin Carry with Fins	FLUGEL Adrian	1991			47.98
		SEZEN Anil	1992			47.23
	Men's 200m Super Lifesaver	FLUGEL Adrian	1991			2:10.23
		HASSEMEIER Marcel	1990			2:06.33
	Men's 200m Obstacle Swim	ERTEL Christian	1990			2:08.41
		WIECK Danny	1991			2:02.31
	Men's 100m Manikin Tow with Fins	HASSEMEIER Marcel	1990			50.57
		SEZEN Anil	1992			52.92
	Men's Team 4x25m Manikin Carry					
	Men's Team 4x50m Obstacle Relay					
	Men's Team 4x50m Medley Relay					





NOC	Event	Name	Year of Birth	Height (m/ft in)	Weight (kg/lbs)	Qualifying Time
ITA - Italy	Men's 50m Manikin Carry	COSTAMAGNA Stefano	1993			29.86
		PINOTTI Federico	1983			29.96
	Men's 100m Manikin Carry with Fins	BONANNI Francesco	1990			45.99
		COSTAMAGNA Stefano	1993			47.11
	Men's 200m Super Lifesaver	GIORDANO Francesco	1995			2:13.51
		PINOTTI Federico	1983			2:10.29
	Men's 200m Obstacle Swim	MASCHI Niccolo	1990			1:56.58
		PINOTTI Federico	1983			1:56.95
	Men's 100m Manikin Tow with Fins	BONANNI Francesco	1990			53.74
		COSTAMAGNA Stefano	1993			53.92
	Men's Team 4x25m Manikin Carry					
	Men's Team 4x50m Obstacle Relay					
Men's Team 4x50m Medley Relay						





Men
Hombres

NOC	Event	Name	Year of Birth	Height (m/ft in)	Weight (kg/lbs)	Qualifying Time
JPN - Japan	Men's 50m Manikin Carry	NAKAMOTO Naoya	1990			33.04
		SAKAMOTO Riku	1993			33.79
	Men's 100m Manikin Carry with Fins	NAGATAKE Kohsuke	1982			57.90
		SUZUKI Ryohei	1988			57.50
	Men's 200m Super Lifesaver	NAKAMOTO Naoya	1990			2:23.91
		SAKAMOTO Riku	1993			2:22.64
	Men's 200m Obstacle Swim	NAKAMOTO Naoya	1990			2:05.00
		OSHIMA Keisuke	1993			2:15.80
	Men's 100m Manikin Tow with Fins	NAGATAKE Kohsuke	1982			58.72
		SUZUKI Ryohei	1988			57.61
	Men's Team 4x25m Manikin Carry					
	Men's Team 4x50m Obstacle Relay					
	Men's Team 4x50m Medley Relay					





The World Games
2013 CALI
Fair Play To The Planet

Hernando Botero Swimming Pool
Piscinas Hernando Botero

Life Saving
Salvamento



Men
Hombres

NOC	Event	Name	Year of Birth	Height (m/ft in)	Weight (kg/lbs)	Qualifying Time
NED - Netherlands	Men's 50m Manikin Carry	van DALEN Niels	1989			32.50
		van der MEIJ Melvin	1993			33.00
	Men's 100m Manikin Carry with Fins	CRIJNS Peter	1988			49.80
		LOMMERS Tom	1990			52.26
	Men's 200m Super Lifesaver	CRIJNS Peter	1988			2:20.90
		van BOMMEL Ruud	1989			2:16.07
	Men's 200m Obstacle Swim	van DALEN Niels	1989			2:13.50
		van der MEIJ Melvin	1993			2:09.15
	Men's 100m Manikin Tow with Fins	LOMMERS Tom	1990			54.30
		van BOMMEL Ruud	1989			54.30
	Men's Team 4x25m Manikin Carry					
	Men's Team 4x50m Obstacle Relay					
Men's Team 4x50m Medley Relay						

Timing and Results provided by TISSOT





Men
Hombres

NOC	Event	Name	Year of Birth	Height (m/ft in)	Weight (kg/lbs)	Qualifying Time
RSA - South Africa	Men's 50m Manikin Carry	MARAIS David	1990			30.81
		van NIEKERK Barend	1983			31.55
	Men's 100m Manikin Carry with Fins	MARAIS David	1990			52.49
		van NIEKERK Barend	1983			53.97
	Men's 200m Super Lifesaver	MALAN Daniel	1993			2:25.96
		van ACHTERBERGH	1994			2:26.28
	Men's 200m Obstacle Swim	VISSER Rudolf	1996			2:08.84
		van ACHTERBERGH	1994			1:59.22
	Men's 100m Manikin Tow with Fins	MARAIS David	1990			55.77
		van NIEKERK Barend	1983			55.71
	Men's Team 4x25m Manikin Carry					
	Men's Team 4x50m Obstacle Relay					
Men's Team 4x50m Medley Relay						



Women

 Mujeres

Entry List by NOC

 Lista de Inscripciones por Nación

As of THU 25 JUL 2013

Women

NOC	Event	Name	Year of Birth	Height (m/ft in)	Weight (kg/lbs)	Qualifying Time
BEL - Belgium	Women's 50m Manikin Carry	PEETERS Hannemie	1987			37.60
		VANDENABEELE Bieke	1984			37.10
	Women's 100m Manikin Carry with	BURGHARDT Christine	1994			1:01.37
		PEETERS Hannemie	1987			1:03.95
	Women's 200m Super Lifesaver	BOOGAERTS Sofie	1995			2:42.78
		LAMBOT Laurence	1991			2:46.56
	Women's 200m Obstacle Swim	LAMBOT Laurence	1991			2:16.57
		VANDENABEELE Bieke	1984			2:24.50
	Women's 100m Manikin Tow with	BOOGAERTS Sofie	1995			1:06.24
		BURGHARDT Christine	1994			1:00.81
	Women's Team 4x25m Manikin					
	Women's Team 4x50m Obstacle					
	Women's Team 4x50m Medley					



Women
Mujeres

NOC	Event	Name	Year of Birth	Height (m/ft in)	Weight (kg/lbs)	Qualifying Time
CAN - Canada	Women's 50m Manikin Carry	CUNNINGHAM Margot	1993			41.71
		SHAW Brittany	1989			38.72
	Women's 100m Manikin Carry with	CUNNINGHAM Margot	1993			1:14.11
		PRAYAL-BROWN Audrey	1987			1:03.80
	Women's 200m Super Lifesaver	FERGUSON AS	1987			2:51.71
		FINDLAY-SHIRRAS Gail	1983			2:34.32
	Women's 200m Obstacle Swim	CUNNINGHAM Margot	1993			2:14.00
		FERGUSON AS	1987			2:25.89
	Women's 100m Manikin Tow with	FINDLAY-SHIRRAS Gail	1983			1:04.66
		PRAYAL-BROWN Audrey	1987			1:05.60
Women's Team 4x25m Manikin						
Women's Team 4x50m Obstacle						
Women's Team 4x50m Medley						





The World Games
2013 CALI
Fair Play To The Planet

Hernando Botero Swimming Pool
Piscinas Hernando Botero

Life Saving
Salvamento



Women
Mujeres

NOC	Event	Name	Year of Birth	Height (m/ft in)	Weight (kg/lbs)	Qualifying Time
CHN - People'S Republic	Women's 50m Manikin Carry	DAI Xiaodie	1996			42.00
		YUAN Ze	1994			40.05
	Women's 100m Manikin Carry with	YUAN Ze	1994			1:02.34
		ZHU Yiyun	1994			1:05.00
	Women's 200m Super Lifesaver	DAI Xiaodie	1996			2:48.01
		WU Chengying	1996			2:52.00
	Women's 200m Obstacle Swim	ZHENG Rongrong	1991			2:08.62
		ZHU Yiyun	1994			2:07.70
	Women's 100m Manikin Tow with	DAI Xiaodie	1996			1:06.00
		YUAN Ze	1994			1:06.00
	Women's Team 4x25m Manikin					
	Women's Team 4x50m Obstacle					
Women's Team 4x50m Medley						

Timing and Results provided by TISSOT





NOC	Event	Name	Year of Birth	Height (m/ft in)	Weight (kg/lbs)	Qualifying Time
ESP - Spain	Women's 50m Manikin Carry	GARCIA Cristina	1990			39.03
		VERGES Judit	1993			39.40
	Women's 100m Manikin Carry with	GARCIA Cristina	1990			1:01.20
		LUENGAS Maria	1992			57.94
	Women's 200m Super Lifesaver	ABASCAL Itziar	1989			2:33.40
		SANCHEZ Veronica	1992			2:31.20
	Women's 200m Obstacle Swim	SANCHEZ Veronica	1992			2:17.12
		VERGES Judit	1993			2:19.23
	Women's 100m Manikin Tow with	GARCIA Cristina	1990			1:03.91
		LUENGAS Maria	1992			1:00.97
	Women's Team 4x25m Manikin					
Women's Team 4x50m Obstacle						
Women's Team 4x50m Medley						





The World Games
2013 CALI
Fair Play To The Planet

Hernando Botero Swimming Pool
Piscinas Hernando Botero

Life Saving
Salvamento



Women
Mujeres

NOC	Event	Name	Year of Birth	Height (m/ft in)	Weight (kg/lbs)	Qualifying Time
FRA - France	Women's 50m Manikin Carry	BESCHERON	1985			37.24
		ROUSSEAU Magalie	1988			36.95
	Women's 100m Manikin Carry with	HAREL Johanna	1990			1:00.15
		WEYDERS Justine	1990			59.07
	Women's 200m Super Lifesaver	FABRE Margaux	1992			2:32.17
		ROUSSEAU Magalie	1988			2:32.08
	Women's 200m Obstacle Swim	FABRE Margaux	1992			2:09.32
		ROUSSEAU Magalie	1988			2:09.47
	Women's 100m Manikin Tow with	HAREL Johanna	1990			1:02.47
		WEYDERS Justine	1990			58.91
	Women's Team 4x25m Manikin					
	Women's Team 4x50m Obstacle					
Women's Team 4x50m Medley						

Timing and Results provided by TISSOT





NOC	Event	Name	Year of Birth	Height (m/ft in)	Weight (kg/lbs)	Qualifying Time
GER - Germany	Women's 50m Manikin Carry	KASPERSKI Stephanie	1987			37.02
		PALM Anke	1988			35.52
	Women's 100m Manikin Carry with	ERNICKE Laura	1990			59.65
		HUNDT Aline	1987			56.69
	Women's 200m Super Lifesaver	KASPERSKI Stephanie	1987			2:31.52
	Women's 200m Obstacle Swim	SCHATZ Julia	1986			2:33.84
		PALM Anke	1988			2:17.10
	Women's 100m Manikin Tow with	SCHATZ Julia	1986			2:21.18
		HUNDT Aline	1987			1:02.50
	Women's Team 4x25m Manikin Women's Team 4x50m Obstacle Women's Team 4x50m Medley		KASPERSKI Stephanie	1987		





Women
Mujeres

NOC	Event	Name	Year of Birth	Height (m/ft in)	Weight (kg/lbs)	Qualifying Time
ITA - Italy	Women's 50m Manikin Carry	PIDELLO Chiara	1987			35.92
		PRANZO Laura	1995			36.79
	Women's 100m Manikin Carry with	MOZZANICA Marta	1987			57.28
		PRANDI Marcella	1983			58.53
	Women's 200m Super Lifesaver	PIDELLO Chiara	1987			2:28.06
		PRANZO Laura	1995			2:30.41
	Women's 200m Obstacle Swim	MESCHIARI Silvia	1992			2:10.68
		PIDELLO Chiara	1987			2:16.48
	Women's 100m Manikin Tow with	MOZZANICA Marta	1987			1:00.38
		PRANZO Laura	1995			1:00.87
	Women's Team 4x25m Manikin					
	Women's Team 4x50m Obstacle					
Women's Team 4x50m Medley						





NOC	Event	Name	Year of Birth	Height (m/ft in)	Weight (kg/lbs)	Qualifying Time
JPN - Japan	Women's 50m Manikin Carry	MITSUI Yurika	1992			39.37
		MORI Kuni	1978			38.30
	Women's 100m Manikin Carry with	MIZUMA Nami	1990			1:07.94
		SAKAMOTO Kanako	1995			1:08.90
	Women's 200m Super Lifesaver	MITSUI Yurika	1992			2:35.94
		NASUKAWA Saaya	1991			2:40.30
	Women's 200m Obstacle Swim	MITSUI Yurika	1992			2:16.94
		SAKAMOTO Kanako	1995			2:16.91
	Women's 100m Manikin Tow with	MIZUMA Nami	1990			1:05.80
		SAKAMOTO Kanako	1995			1:05.05
	Women's Team 4x25m Manikin					
	Women's Team 4x50m Obstacle					
Women's Team 4x50m Medley						





NOC	Event	Name	Year of Birth	Height (m/ft in)	Weight (kg/lbs)	Qualifying Time
NED - Netherlands	Women's 50m Manikin Carry	KELLEENERS Leone	1988			38.58
		OP HET VELD Maike	1987			38.16
	Women's 100m Manikin Carry with	HUTTEN Ela	1993			1:00.77
		PEULEN Anneloes	1985			58.20
	Women's 200m Super Lifesaver	KELLEENERS Leone	1988			2:35.28
		OP HET VELD Maike	1987			2:32.25
	Women's 200m Obstacle Swim	HUTTEN Ela	1993			2:19.22
		van GRIMBERGEN Ilvy	1988			2:18.00
	Women's 100m Manikin Tow with	OP HET VELD Maike	1987			1:01.09
		PEULEN Anneloes	1985			1:02.03
	Women's Team 4x25m Manikin					
	Women's Team 4x50m Obstacle					
Women's Team 4x50m Medley						





Women
Mujeres

NOC	Event	Name	Year of Birth	Height (m/ft in)	Weight (kg/lbs)	Qualifying Time
RSA - South Africa	Women's 50m Manikin Carry	BILLSON Carmel	1992			39.32
		ROGERS Guinivere	1990			40.84
	Women's 100m Manikin Carry with	PLUMB Samantha	1989			1:05.86
		ROGERS Guinivere	1990			1:03.80
	Women's 200m Super Lifesaver	BILLSON Carmel	1992			2:39.16
		STEPHENS Megan	1990			2:39.28
	Women's 200m Obstacle Swim	BILLSON Carmel	1992			2:16.48
		STEPHENS Megan	1990			2:14.10
	Women's 100m Manikin Tow with	BRODERICK Jayne	1986			1:09.19
		PLUMB Samantha	1989			1:06.42
	Women's Team 4x25m Manikin					
	Women's Team 4x50m Obstacle					
Women's Team 4x50m Medley						





Swimming Daily Schedule
 Calendario por Día

Session	Start Time	Event	Event No	Phase
Morning	11:00	Women's 200m Obstacle Swim	1	Heats
	11:15	Men's 200m Obstacle Swim	2	Heats
	11:30	Women's Team 4x50m Obstacle Relay	3	Heats
	11:42	Men's Team 4x50m Obstacle Relay	4	Heats
	11:55	Women's 100m Manikin Carry with Fins	5	Heats
	12:10	Men's 100m Manikin Carry with Fins	6	Heats
	12:25	Women's 200m Super Lifesaver	7	Heats
	12:43	Men's 200m Super Lifesaver	8	Heats
Evening	19:30	Women's 200m Obstacle Swim	101	Final
	19:35	Men's 200m Obstacle Swim	102	Final
	19:40	Women's 200m Obstacle Swim		Victory Ceremony
	19:45	Men's 200m Obstacle Swim		Victory Ceremony
	19:50	Women's Team 4x50m Obstacle Relay	103	Final
	19:55	Men's Team 4x50m Obstacle Relay	104	Final
	20:00	Women's Team 4x50m Obstacle Relay		Victory Ceremony
	20:05	Men's Team 4x50m Obstacle Relay		Victory Ceremony
	20:10	Women's 100m Manikin Carry with Fins	105	Final
	20:15	Men's 100m Manikin Carry with Fins	106	Final
	20:20	Women's 100m Manikin Carry with Fins		Victory Ceremony
	20:25	Men's 100m Manikin Carry with Fins		Victory Ceremony
	20:30	Women's 200m Super Lifesaver	107	Final
	20:35	Men's 200m Super Lifesaver	108	Final
	20:40	Women's 200m Super Lifesaver		Victory Ceremony
	20:45	Men's 200m Super Lifesaver		Victory Ceremony

NOTES

All times subject to change.





Swimming Daily Schedule

Calendario por Día

Session	Start Time	Event	Event No	Phase	
Morning	09:00	Women's 50m Manikin Carry	9	Heats	
	09:15	Men's 50m Manikin Carry	10	Heats	
	09:30	Women's Team 4x25m Manikin Carry Relay	11	Heats	
	09:40	Men's Team 4x25m Manikin Carry Relay	12	Heats	
	09:50	Women's 100m Manikin Tow with Fins	13	Heats	
	10:05	Men's 100m Manikin Tow with Fins	14	Heats	
	10:20	Women's Team 4x50m Medley Relay	15	Heats	
	10:30	Men's Team 4x50m Medley Relay	16	Heats	
	Evening	17:30	Women's 50m Manikin Carry	109	Final
		17:35	Men's 50m Manikin Carry	110	Final
		17:40	Women's 50m Manikin Carry		Victory Ceremony
		17:45	Men's 50m Manikin Carry		Victory Ceremony
		17:50	Women's Team 4x25m Manikin Carry Relay	111	Final
		17:55	Men's Team 4x25m Manikin Carry Relay	112	Final
		18:00	Women's Team 4x25m Manikin Carry Relay		Victory Ceremony
		18:05	Men's Team 4x25m Manikin Carry Relay		Victory Ceremony
18:10		Women's 100m Manikin Tow with Fins	113	Final	
18:15		Men's 100m Manikin Tow with Fins	114	Final	
18:20		Women's Team 4x50m Medley Relay	115	Final	
18:25		Men's Team 4x50m Medley Relay	116	Final	
18:30		Women's 100m Manikin Tow with Fins		Victory Ceremony	
18:35		Men's 100m Manikin Tow with Fins		Victory Ceremony	
18:40		Women's Team 4x50m Medley Relay		Victory Ceremony	
18:45		Men's Team 4x50m Medley Relay		Victory Ceremony	

NOTES

All times subject to change.



Records Broken by Event


Records por Evento
As of SAT 27 JUL 2013

Event		Name	NOC	Time	Record Type
Women's 100m Manikin Carry with	Final	MOZZANICA Marta	ITA	56.59	WG
Women's 200m Super Lifesaver	Final	ROUSSEAU Magalie	FRA	2:28.09	WG
Women's 100m Manikin Tow with	Final	WEYDERS Justine	FRA	59.68	WR
Women's Team 4x25m Manikin Carry	Heat 1	GER - Germany	GER	1:26.04	WG
	Final	GER - Germany	GER	1:23.88	WG
Men's 50m Manikin Carry	Heat 3	COSTAMAGNA Stefano	ITA	30.10	WG
	Final	COSTAMAGNA Stefano	ITA	29.43	WG
Men's 100m Manikin Carry with Fins	Final	BONANNI Francesco	ITA	47.59	WG
Men's 200m Super Lifesaver	Final	HASSEMEIER Marcel	GER	2:08.99	WG
Men's 100m Manikin Tow with Fins	Final	HASSEMEIER Marcel	GER	50.74	WR
Men's Team 4x25m Manikin Carry	Final	GER - Germany	GER	1:09.93	WG
Men's Team 4x50m Obstacle Relay	Final	GER - Germany	GER	1:38.25	WR
Men's Team 4x50m Medley Relay	Final	FRA - France	FRA	1:29.04	WR

LEGEND

WG World games record

WR World record

Timing and Results provided by 



Records Broken by Record Type

Records por Tipo de Record

As of SAT 27 JUL 2013

WORLD RECORD

Event		Name	NOC Code	Time	Date
Men's Team 4x50m Obstacle Relay	Final	GER - Germany	GER	1:38.25	26 JUL
Women's 100m Manikin Tow with Fins	Final	WEYDERS Justine	FRA	59.68	27 JUL
Men's 100m Manikin Tow with Fins	Final	HASSEMEIER Marcel	GER	50.74	27 JUL
Men's Team 4x50m Medley Relay	Final	FRA - France	FRA	1:29.04	27 JUL



Records Broken by Record Type

Records por Tipo de Record

As of SAT 27 JUL 2013

GAMES RECORD

Event		Name	NOC Code	Time	Date
Men's Team 4x50m Obstacle Relay	Final	GER - Germany	GER	1:38.25	26 JUL
Women's 100m Manikin Carry with Fins	Final	MOZZANICA Marta	ITA	56.59	26 JUL
Men's 100m Manikin Carry with Fins	Final	BONANNI Francesco	ITA	47.59	26 JUL
Women's 200m Super Lifesaver	Final	ROUSSEAU Magalie	FRA	2:28.09	26 JUL
Men's 200m Super Lifesaver	Final	HASSEMEIER Marcel	GER	2:08.99	26 JUL
Men's 50m Manikin Carry	Heat 3	COSTAMAGNA Stefano	ITA	30.10	27 JUL
Women's Team 4x25m Manikin Carry	Heat 1	GER - Germany	GER	1:26.04	27 JUL
Men's 50m Manikin Carry	Final	COSTAMAGNA Stefano	ITA	29.43	27 JUL
Women's Team 4x25m Manikin Carry	Final	GER - Germany	GER	1:23.88	27 JUL
Men's Team 4x25m Manikin Carry Relay	Final	GER - Germany	GER	1:09.93	27 JUL
Women's 100m Manikin Tow with Fins	Final	WEYDERS Justine	FRA	59.68	27 JUL
Men's 100m Manikin Tow with Fins	Final	HASSEMEIER Marcel	GER	50.74	27 JUL
Men's Team 4x50m Medley Relay	Final	FRA - France	FRA	1:29.04	27 JUL



Records Broken by Date

Records por Fecha
As of SAT 27 JUL 2013

Date	Event		Name	NOC Code	Time	Record Type
26 JUL	Men's 100m Manikin Carry with	Final	BONANNI Francesco	ITA	47.59	Games
	Men's 200m Super Lifesaver	Final	HASSEMEIER Marcel	GER	2:08.99	Games
	Women's 100m Manikin Carry	Final	MOZZANICA Marta	ITA	56.59	Games
	Women's 200m Super Lifesaver	Final	ROUSSEAU Magalie	FRA	2:28.09	Games
	Men's Team 4x50m Obstacle	Final	GER - Germany	GER	1:38.25	World
Final		GER - Germany	GER	1:38.25	Games	
27 JUL	Men's 50m Manikin Carry	Heat 3	COSTAMAGNA Stefano	ITA	30.10	Games
		Final	COSTAMAGNA Stefano	ITA	29.43	Games
	Men's 100m Manikin Tow with	Final	HASSEMEIER Marcel	GER	50.74	World
		Final	HASSEMEIER Marcel	GER	50.74	Games
	Women's 100m Manikin Tow with	Final	WEYDERS Justine	FRA	59.68	World
		Final	WEYDERS Justine	FRA	59.68	Games
	Men's Team 4x25m Manikin	Final	GER - Germany	GER	1:09.93	Games
	Men's Team 4x50m Medley Relay	Final	FRA - France	FRA	1:29.04	World
		Final	FRA - France	FRA	1:29.04	Games
	Women's Team 4x25m Manikin	Heat 1	GER - Germany	GER	1:26.04	Games
Final		GER - Germany	GER	1:23.88	Games	



Medallists by Event

 Lista de Medallas por Evento

AFTER 16 OF 16 EVENTS

As of SAT 27 JUL 2013

Event	Date	Medal	Name	NOC Code
Women's 50m Manikin Carry	27 JUL 2013	GOLD	ROUSSEAU Magalie	FRA
		SILVER	BESCHERON Emmanuelle	FRA
		BRONZE	VANDENABEELE Bieke	BEL
Women's 100m Manikin Carry with	26 JUL 2013	GOLD	MOZZANICA Marta	ITA
		SILVER	PEULEN Anneloes	NED
		BRONZE	PRANDI Marcella	ITA
Women's 200m Super Lifesaver	26 JUL 2013	GOLD	ROUSSEAU Magalie	FRA
		SILVER	PIDELLO Chiara	ITA
		BRONZE	PRANZO Laura	ITA
Women's 200m Obstacle Swim	26 JUL 2013	GOLD	MESCHIARI Silvia	ITA
		SILVER	ZHENG Rongrong	CHN
		BRONZE	ROUSSEAU Magalie	FRA
Women's 100m Manikin Tow with	27 JUL 2013	GOLD	WEYDERS Justine	FRA
		SILVER	LUENGAS Maria	ESP
		BRONZE	OP HET VELD Maike	NED
Women's Team 4x25m Manikin Carry	27 JUL 2013	GOLD	ERNICKE Laura PALM Anke SCHATZ Julia KASPERSKI Stephanie	GER
		SILVER	BOOGAERTS Sofie VANDENABEELE Bieke LAMBOT Laurence PEETERS Hannemie	BEL
		BRONZE	KELLENNERS Leone HUTTEN Ela OP HET VELD Maike PEULEN Anneloes	NED
Women's Team 4x50m Obstacle	26 JUL 2013	GOLD	FABRE Margaux ROUSSEAU Magalie WEYDERS Justine BESCHERON Emmanuelle	FRA
		SILVER	ZHENG Rongrong ZHU Yiyun DAI Xiaodie WU Chengying	CHN
		BRONZE	PIDELLO Chiara MESCHIARI Silvia PRANZO Laura PRANDI Marcella	ITA



Event	Date	Medal	Name	NOC Code
Women's Team 4x50m Medley Relay	27 JUL 2013	GOLD	FABRE Margaux WEYDERS Justine BESCHERON Emmanuelle HAREL Johanna	FRA
		SILVER	HUTTEN Ela van GRIMBERGEN Ilvy PEULEN Anneloes OP HET VELD Maike	NED
		BRONZE	PALM Anke ERNICKE Laura KASPERSKI Stephanie HUNDT Aline	GER
Men's 50m Manikin Carry	27 JUL 2013	GOLD	COSTAMAGNA Stefano	ITA
		SILVER	PINOTTI Federico	ITA
		BRONZE	MARAIS David	RSA
Men's 100m Manikin Carry with Fins	26 JUL 2013	GOLD	BONANNI Francesco	ITA
		SILVER	COSTAMAGNA Stefano	ITA
		BRONZE	SEZEN Anil	GER
Men's 200m Super Lifesaver	26 JUL 2013	GOLD	HASSEMEIER Marcel	GER
		SILVER	PINOTTI Federico	ITA
		BRONZE	VILACECA Thomas	FRA
Men's 200m Obstacle Swim	26 JUL 2013	GOLD	MASCHI Niccolo	ITA
		SILVER	PINOTTI Federico	ITA
		BRONZE	VILACECA Thomas	FRA
Men's 100m Manikin Tow with Fins	27 JUL 2013	GOLD	HASSEMEIER Marcel	GER
		SILVER	SEZEN Anil	GER
		BRONZE	BONANNI Francesco	ITA
Men's Team 4x25m Manikin Carry	27 JUL 2013	GOLD	HASSEMEIER Marcel ERTEL Christian SEZEN Anil WIECK Danny	GER
		SILVER	PINOTTI Federico COSTAMAGNA Stefano GIORDANO Francesco BONANNI Francesco	ITA
		BRONZE	MARAIS David van NIEKERK Barend van ACHTERBERGH Paul VISSER Rudolf	RSA
Men's Team 4x50m Obstacle Relay	26 JUL 2013	GOLD	ERTEL Christian FLUGEL Adrian WIECK Danny HASSEMEIER Marcel	GER
		SILVER	PINOTTI Federico COSTAMAGNA Stefano GIORDANO Francesco BONANNI Francesco	ITA
		BRONZE	MAISONNEUVE Marvin BADRE Jeremy LACLAUSTRA Florian VILACECA Thomas	FRA



Event	Date	Medal	Name	NOC Code
Men's Team 4x50m Medley Relay	27 JUL 2013	GOLD	BADRE Jeremy CALEY Pierre MAISONNEUVE Marvin LACLAUSTRA Florian	FRA
		SILVER	ERTEL Christian SEZEN Anil HASSEMEIER Marcel FLUGEL Adrian WIECK Danny	GER
		BRONZE	PINOTTI Federico BONANNI Francesco GIORDANO Francesco COSTAMAGNA Stefano	ITA



Medal Standings
Resumen de Medallas
AFTER 16 OF 16 EVENTS
As of SAT 27 JUL 2013

Rank	NOC	Men				Women				Total				Rank by Total
		G	S	B	Tot	G	S	B	Tot	G	S	B	Tot	
1	FRA - France	1		3	4	5	1	1	7	6	1	4	11	2
2	ITA - Italy	3	6	2	11	2	1	3	6	5	7	5	17	1
3	GER - Germany	4	2	1	7	1		1	2	5	2	2	9	3
4	NED - Netherlands						2	2	4		2	2	4	4
5	CHN - People'S Republic Of China						2		2		2		2	=5
6	BEL - Belgium						1	1	2		1	1	2	=5
7	ESP - Spain						1		1		1		1	8
8	RSA - South Africa			2	2							2	2	=5
	Total:	8	8	8	24	8	8	8	24	16	16	16	48	

LEGEND

G Gold S Silver B Bronze Tot Total '=' Equal sign indicates that two or more NOCs share the same rank by total

RESULTBOOK

LIFE SAVING

Men's Pool 50m Manikin Carry



The World Games
2013 CALI
Fair Play To The Planet



A STAR ALLIANCE MEMBER



Tu mundo amigable





Entry List by Event

Lista de Inscripciones

As of THU 25 JUL 2013

EVENT NO. 10

	Record	Name	NOC Code	Location	Date
WR	28.94	PINOTTI Federico	ITA	Riccione (ITA)	27 MAR 2009
WG	30.47	PINOTTI Federico	ITA	Kaohsiung (TPE)	23 JUL 2009

Number of entries: 20

Name	NOC Code	Year of Birth	Location of Qualification	Date of Qualification	Qualifying Time
1 COSTAMAGNA Stefano	ITA	1993			29.86
2 ERTEL Christian	GER	1990			29.93
3 PINOTTI Federico	ITA	1983			29.96
4 WIECK Danny	GER	1991			30.02
5 LACLAUSTRA Florian	FRA	1988			30.45
6 MARAIS David	RSA	1990			30.81
7 LECOUTERE Jeroen	BEL	1987			30.90
8 van NIEKERK Barend	RSA	1983			31.55
9 VILACECA Thomas	FRA	1990			31.80
10 SAEZ Hugo Angel	ESP	1987			31.98
11 CARRION Daniel	ESP	1989			32.07
12 van DALEN Niels	NED	1989			32.50
13 ZANG Yujie	CHN	1986			32.71
14 van der MEIJ Melvin	NED	1993			33.00
15 WALTERS William	CAN	1983			33.01
16 NAKAMOTO Naoya	JPN	1990			33.04
17 SAKAMOTO Riku	JPN	1993			33.79
18 SORET Bastien	BEL	1992			33.99
19 CUI Wei	CHN	1987			34.00
20 FILICE Julian Mark	CAN	1995			35.34

LEGEND

WG World games record

WR World record



Medallists
Lista de Medallas

Medal	Name	NOC
GOLD	COSTAMAGNA Stefano	ITA - Italy
SILVER	PINOTTI Federico	ITA - Italy
BRONZE	MARAIS David	RSA - South Africa

RESULTBOOK

LIFE SAVING

Men's Pool 50m Manikin Carry Qualification



The World Games
2013 CALI
Fair Play To The Planet



A STAR ALLIANCE MEMBER



Tu mundo amigable





Start List
Lista de Partida
EVENT NO. 10

	Record	Name	NOC Code	Location	Date
WR	28.94	PINOTTI Federico	ITA	Riccione (ITA)	27 MAR 2009
WG	30.47	PINOTTI Federico	ITA	Kaohsiung (TPE)	23 JUL 2009

Heat 1 of 3

Lane	Name	NOC	Year of Birth	Qualifying Time	Time	Rank
2	WALTERS William	CAN	1983	33.01		
3	VILACECA Thomas	FRA	1990	31.80		
4	PINOTTI Federico	ITA	1983	29.96		
5	MARAIS David	RSA	1990	30.81		
6	van DALEN Niels	NED	1989	32.50		
7	SORET Bastien	BEL	1992	33.99		

Heat 2 of 3

Lane	Name	NOC	Year of Birth	Qualifying Time	Time	Rank
1	FILICE Julian Mark	CAN	1995	35.34		
2	van der MEIJ Melvin	NED	1993	33.00		
3	van NIEKERK Barend	RSA	1983	31.55		
4	ERTEL Christian	GER	1990	29.93		
5	LACLAUSTRA Florian	FRA	1988	30.45		
6	CARRION Daniel	ESP	1989	32.07		
7	SAKAMOTO Riku	JPN	1993	33.79		

Heat 3 of 3

Lane	Name	NOC	Year of Birth	Qualifying Time	Time	Rank
1	CUI Wei	CHN	1987	34.00		
2	ZANG Yujie	CHN	1986	32.71		
3	LECOUTERE Jeroen	BEL	1987	30.90		
4	COSTAMAGNA Stefano	ITA	1993	29.86		
5	WIECK Danny	GER	1991	30.02		
6	SAEZ Hugo Angel	ESP	1987	31.98		
7	NAKAMOTO Naoya	JPN	1990	33.04		

LEGEND

WG World games record

WR World record



Results
Resultados
EVENT NO. 10

	Record	Name	NOC Code	Location	Date
WR	28.94	PINOTTI Federico	ITA	Riccione (ITA)	27 MAR 2009
WG	30.47	PINOTTI Federico	ITA	Kaohsiung (TPE)	23 JUL 2009

Heat 1 of 3

Rank	Lane	Name	NOC Code	Time	Time Behind
1	4	PINOTTI Federico	ITA	30.77	
2	5	MARAIS David	RSA	31.25	0.48
3	3	VILACECA Thomas	FRA	31.58	0.81
4	6	van DALEN Niels	NED	32.34	1.57
5	7	SORET Bastien	BEL	33.31	2.54
6	2	WALTERS William	CAN	35.33	4.56

Heat 2 of 3

Rank	Lane	Name	NOC Code	Time	Time Behind
1	4	ERTEL Christian	GER	31.28	
2	5	LACLAUSTRA Florian	FRA	31.73	0.45
3	3	van NIEKERK Barend	RSA	31.75	0.47
4	2	van der MEIJ Melvin	NED	31.97	0.69
5	6	CARRION Daniel	ESP	34.10	2.82
6	7	SAKAMOTO Riku	JPN	34.70	3.42
7	1	FILICE Julian Mark	CAN	35.55	4.27

Heat 3 of 3

Rank	Lane	Name	NOC Code	Time	Time Behind
1	4	COSTAMAGNA Stefano	ITA	30.10	WG
2	5	WIECK Danny	GER	31.37	1.27
3	6	SAEZ Hugo Angel	ESP	31.64	1.54
4	3	LECOUTERE Jeroen	BEL	31.67	1.57
5	2	ZANG Yujie	CHN	31.71	1.61
6	1	CUI Wei	CHN	39.55	9.45
	7	NAKAMOTO Naoya	JPN	DSQ	

LEGEND

DSQ Disqualified

R.T. Reaction time

WG World games record



Results Summary
Resumen de Resultados
EVENT NO. 10

	Record	Name	NOC Code	Location	Date
WR	28.94	PINOTTI Federico	ITA	Riccione (ITA)	27 MAR 2009
WG	30.47	PINOTTI Federico	ITA	Kaohsiung (TPE)	23 JUL 2009

Heats

Rank	Heat	Lane	Name	Year of Birth	NOC Code	Time	Time Behind
1	3	4	COSTAMAGNA Stefano	1993	ITA	30.10	Q WG
2	1	4	PINOTTI Federico	1983	ITA	30.77	0.67 Q
3	1	5	MARAIS David	1990	RSA	31.25	1.15 Q
4	2	4	ERTEL Christian	1990	GER	31.28	1.18 Q
5	3	5	WIECK Danny	1991	GER	31.37	1.27 Q
6	1	3	VILACECA Thomas	1990	FRA	31.58	1.48 Q
7	3	6	SAEZ Hugo Angel	1987	ESP	31.64	1.54 Q
8	3	3	LECOUTERE Jeroen	1987	BEL	31.67	1.57 Q
9	3	2	ZANG Yujie	1986	CHN	31.71	1.61
10	2	5	LACLAUSTRA Florian	1988	FRA	31.73	1.63
11	2	3	van NIEKERK Barend	1983	RSA	31.75	1.65
12	2	2	van der MEIJ Melvin	1993	NED	31.97	1.87
13	1	6	van DALEN Niels	1989	NED	32.34	2.24
14	1	7	SORET Bastien	1992	BEL	33.31	3.21
15	2	6	CARRION Daniel	1989	ESP	34.10	4.00
16	2	7	SAKAMOTO Riku	1993	JPN	34.70	4.60
17	1	2	WALTERS William	1983	CAN	35.33	5.23
18	2	1	FILICE Julian Mark	1995	CAN	35.55	5.45
19	3	1	CUI Wei	1987	CHN	39.55	9.45
	3	7	NAKAMOTO Naoya	1990	JPN	DSQ	

LEGEND

DSQ Disqualified

Q Qualified for the next phase

R.T. Reaction time

WG World games record

RESULTBOOK

LIFE SAVING

Men's Pool 50m Manikin Carry Final



The World Games
2013 CALI
Fair Play To The Planet



A STAR ALLIANCE MEMBER



Tu mundo amigable





Start List
Lista de Partida
EVENT NO. 10

	Record	Name	NOC Code	Location	Date
WR	28.94	PINOTTI Federico	ITA	Riccione (ITA)	27 MAR 2009
WG	30.10	COSTAMAGNA Stefano	ITA	Cali (COL)	27 JUL 2013

Final

Lane	Name	NOC	Year of Birth	Qualifying Time	Time	Rank
1	SAEZ Hugo Angel	ESP	1987	31.64		
2	WIECK Danny	GER	1991	31.37		
3	MARAIS David	RSA	1990	31.25		
4	COSTAMAGNA Stefano	ITA	1993	30.10		
5	PINOTTI Federico	ITA	1983	30.77		
6	ERTEL Christian	GER	1990	31.28		
7	VILACECA Thomas	FRA	1990	31.58		
8	LECOUTERE Jeroen	BEL	1987	31.67		

Reserves

Lane	Name	NOC	Year of Birth	Qualifying Time	Time	Rank
	ZANG Yujie	CHN	1986	31.71		
	LACLAUSTRA Florian	FRA	1988	31.73		

LEGEND

WG World games record **WR** World record



Results
Resultados
EVENT NO. 10

	Record	Name	NOC Code	Location	Date
WR	28.94	PINOTTI Federico	ITA	Riccione (ITA)	27 MAR 2009
WG	30.10	COSTAMAGNA Stefano	ITA	Cali (COL)	27 JUL 2013

Final

Rank	Lane	Name	NOC Code	Time	Time Behind
1	4	COSTAMAGNA Stefano	ITA	29.43	WG
2	5	PINOTTI Federico	ITA	29.93	0.50
3	3	MARAIS David	RSA	30.52	1.09
4	6	ERTEL Christian	GER	31.16	1.73
5	7	VILACECA Thomas	FRA	31.36	1.93
6	2	WIECK Danny	GER	31.46	2.03
7	8	LECOUTERE Jeroen	BEL	31.49	2.06
8	1	SAEZ Hugo Angel	ESP	31.68	2.25

LEGEND

R.T. Reaction time

WG World games record

RESULTBOOK

LIFE SAVING

Men's Pool 100m Manikin Carry with Fins



The World Games
2013 CALI
Fair Play To The Planet



A STAR ALLIANCE MEMBER





Entry List by Event

Lista de Inscripciones

As of THU 25 JUL 2013

EVENT NO. 6

	Record	Split	Name	NOC Code	Location	Date
WR	45.99		BONANNI Francesco	ITA	Livorno (ITA)	28 APR 2013
WG	48.74		PROCACCIA Simone	ITA	Kaohsiung (TPE)	23 JUL 2009

Number of entries: 20

Name	NOC Code	Year of Birth	Location of Qualification	Date of Qualification	Qualifying Time
1 BONANNI Francesco	ITA	1990			45.99
2 COSTAMAGNA Stefano	ITA	1993			47.11
3 SEZEN Anil	GER	1992			47.23
4 FLUGEL Adrian	GER	1991			47.98
5 ZHANG Biahong	CHN	1986			49.52
6 CRIJNS Peter	NED	1988			49.80
7 LACLAUSTRA Florian	FRA	1988			50.45
8 CATALA Francisco Javier	ESP	1989			50.54
9 CARRION Daniel	ESP	1989			50.99
10 CALEY Pierre	FRA	1990			51.77
11 LOMMERS Tom	NED	1990			52.26
12 MARAIS David	RSA	1990			52.49
13 CUI Wei	CHN	1987			53.00
14 van NIEKERK Barend	RSA	1983			53.97
15 LEITCH Ian	CAN	1990			54.11
16 BECKERS Simon	BEL	1991			54.36
17 BOLCKMANS Lenz	BEL	1993			55.11
18 SUZUKI Ryohei	JPN	1988			57.50
19 NAGATAKE Kohsuke	JPN	1982			57.90
20 SOUTHWOOD Scott	CAN	1990			1:00.71

LEGEND

WG World games record

WR World record



Medallists

Lista de Medallas

Medal	Name	NOC
GOLD	BONANNI Francesco	ITA - Italy
SILVER	COSTAMAGNA Stefano	ITA - Italy
BRONZE	SEZEN Anil	GER - Germany

RESULTBOOK

LIFE SAVING

Men's Pool 100m Manikin Carry with Fins Qualification



The World Games
2013 CALI
Fair Play To The Planet



A STAR ALLIANCE MEMBER



ti munda amaja





Start List

Lista de Partida

EVENT NO. 6

	Record	Split	Name	NOC Code	Location	Date
WR	45.99		BONANNI Francesco	ITA	Livorno (ITA)	28 APR 2013
WG	48.74		PROCACCIA Simone	ITA	Kaohsiung (TPE)	23 JUL 2009

Heat 1 of 3

Lane	Name	NOC	Year of Birth	Qualifying Time	Time	Rank
2	LEITCH Ian	CAN	1990	54.11		
3	CARRION Daniel	ESP	1989	50.99		
4	SEZEN Anil	GER	1992	47.23		
5	CRIJNS Peter	NED	1988	49.80		
6	MARAIS David	RSA	1990	52.49		
7	SUZUKI Ryohei	JPN	1988	57.50		

Heat 2 of 3

Lane	Name	NOC	Year of Birth	Qualifying Time	Time	Rank
1	FILICE Julian Mark	CAN	1995			
2	van NIEKERK Barend	RSA	1983	53.97		
3	CATALA Francisco Javier	ESP	1989	50.54		
4	COSTAMAGNA Stefano	ITA	1993	47.11		
5	ZHANG Biaohong	CHN	1986	49.52		
6	LOMMERS Tom	NED	1990	52.26		
7	BOLCKMANS Lenz	BEL	1993	55.11		

Heat 3 of 3

Lane	Name	NOC	Year of Birth	Qualifying Time	Time	Rank
1	NAGATAKE Kohsuke	JPN	1982	57.90		
2	CUI Wei	CHN	1987	53.00		
3	LACLAUSTRA Florian	FRA	1988	50.45		
4	BONANNI Francesco	ITA	1990	45.99		
5	FLUGEL Adrian	GER	1991	47.98		
6	CALEY Pierre	FRA	1990	51.77		
7	BECKERS Simon	BEL	1991	54.36		

LEGEND

WG World games record

WR World record



Results

Resultados

EVENT NO. 6

REVISED

26 JUL 12:33

	Record	Split	Name	NOC Code	Location	Date
WR	45.99		BONANNI Francesco	ITA	Livorno (ITA)	28 APR 2013
WG	48.74		PROCACCIA Simone	ITA	Kaohsiung (TPE)	23 JUL 2009

Heat 1 of 3

Rank	Lane	Name	NOC Code	50m	Time	Time Behind
1	4	SEZEN Anil	GER		49.52	
2	5	CRIJNS Peter	NED		50.27	0.75
3	6	MARAIS David	RSA		50.40	0.88
4	3	CARRION Daniel	ESP		53.30	3.78
5	7	SUZUKI Ryohei	JPN		57.09	7.57
6	2	LEITCH Ian	CAN		57.44	7.92

Heat 2 of 3

Rank	Lane	Name	NOC Code	50m	Time	Time Behind
1	4	COSTAMAGNA Stefano	ITA		49.27	
2	3	CATALA Francisco Javier	ESP		50.85	1.58
3	6	LOMMERS Tom	NED		52.63	3.36
4	5	ZHANG Biahong	CHN		54.43	5.16
5	7	BOLCKMANS Lenz	BEL		54.77	5.50
6	1	FILICE Julian Mark	CAN		55.78	6.51
	2	van NIEKERK Barend	RSA		DSQ	



Heat 3 of 3

Rank	Lane	Name	NOC Code	50m	Time	Time Behind
1	4	BONANNI Francesco	ITA		48.91	
2	5	FLUGEL Adrian	GER		50.08	1.17
3	7	BECKERS Simon	BEL		54.62	5.71
	1	NAGATAKE Kohsuke	JPN		DSQ	
	2	CUI Wei	CHN		DSQ	
	3	LACLAUSTRA Florian	FRA		DSQ	
	6	CALEY Pierre	FRA		DSQ	

LEGEND

DSQ Disqualified

R.T. Reaction time



Results Summary

Resumen de Resultados

EVENT NO. 6

REVISED

26 JUL 12:34

	Record	Split	Name	NOC Code	Location	Date
WR	45.99		BONANNI Francesco	ITA	Livorno (ITA)	28 APR 2013
WG	48.74		PROCACCIA Simone	ITA	Kaohsiung (TPE)	23 JUL 2009

Heats

Rank	Heat	Lane	Name	Year of Birth	NOC Code	50m	Time	Time Behind
1	3	4	BONANNI Francesco	1990	ITA		48.91	Q
2	2	4	COSTAMAGNA Stefano	1993	ITA		49.27	0.36 Q
3	1	4	SEZEN Anil	1992	GER		49.52	0.61 Q
4	3	5	FLUGEL Adrian	1991	GER		50.08	1.17 Q
5	1	5	CRIJNS Peter	1988	NED		50.27	1.36 Q
6	1	6	MARAIS David	1990	RSA		50.40	1.49 Q
7	2	3	CATALA Francisco Javier	1989	ESP		50.85	1.94 Q
8	2	6	LOMMERS Tom	1990	NED		52.63	3.72 Q
9	1	3	CARRION Daniel	1989	ESP		53.30	4.39
10	2	5	ZHANG Biaohong	1986	CHN		54.43	5.52
11	3	7	BECKERS Simon	1991	BEL		54.62	5.71
12	2	7	BOLCKMANS Lenz	1993	BEL		54.77	5.86
13	2	1	FILICE Julian Mark	1995	CAN		55.78	6.87
14	1	7	SUZUKI Ryohei	1988	JPN		57.09	8.18
15	1	2	LEITCH Ian	1990	CAN		57.44	8.53
	2	2	van NIEKERK Barend	1983	RSA		DSQ	
	3	1	NAGATAKE Kohsuke	1982	JPN		DSQ	
	3	2	CUI Wei	1987	CHN		DSQ	
	3	3	LACLAUSTRA Florian	1988	FRA		DSQ	
	3	6	CALEY Pierre	1990	FRA		DSQ	

LEGEND

DSQ Disqualified

Q Qualified for the next phase

R.T. Reaction time

RESULTBOOK

LIFE SAVING

Men's Pool 100m Manikin Carry with Fins Final



The World Games

2013 CALI

Fair Play To The Planet



A STAR ALLIANCE MEMBER



Tu mundo amigable





Start List

Lista de Partida

EVENT NO. 6

	Record	Split	Name	NOC Code	Location	Date
WR	45.99		BONANNI Francesco	ITA	Livorno (ITA)	28 APR 2013
WG	48.74		PROCACCIA Simone	ITA	Kaohsiung (TPE)	23 JUL 2009

Final

Lane	Name	NOC	Year of Birth	Qualifying Time	Time	Rank
1	CATALA Francisco Javier	ESP	1989	50.85		
2	CRIJNS Peter	NED	1988	50.27		
3	SEZEN Anil	GER	1992	49.52		
4	BONANNI Francesco	ITA	1990	48.91		
5	COSTAMAGNA Stefano	ITA	1993	49.27		
6	FLUGEL Adrian	GER	1991	50.08		
7	MARAIS David	RSA	1990	50.40		
8	LOMMERS Tom	NED	1990	52.63		

Reserves

Lane	Name	NOC	Year of Birth	Qualifying Time	Time	Rank
	CARRION Daniel	ESP	1989	53.30		
	ZHANG Biaohong	CHN	1986	54.43		

LEGEND

WG World games record

WR World record



Results

Resultados

EVENT NO. 6

	Record	Split	Name	NOC Code	Location	Date
WR	45.99		BONANNI Francesco	ITA	Livorno (ITA)	28 APR 2013
WG	48.74		PROCACCIA Simone	ITA	Kaohsiung (TPE)	23 JUL 2009

Final

Rank	Lane	Name	NOC Code	50m	Time	Time Behind
1	4	BONANNI Francesco	ITA		47.59	WG
2	5	COSTAMAGNA Stefano	ITA		47.91	0.32
3	3	SEZEN Anil	GER		49.23	1.64
4	6	FLUGEL Adrian	GER		49.24	1.65
5	7	MARAIS David	RSA		50.13	2.54
6	2	CRIJNS Peter	NED		51.09	3.50
7	1	CATALA Francisco Javier	ESP		51.15	3.56
8	8	LOMMERS Tom	NED		53.59	6.00

LEGEND

R.T. Reaction time

WG World games record

RESULTBOOK

LIFE SAVING

Men's Pool 100m Manikin Tow with Fins



The World Games

2013 C A L I

Fair Play To The Planet



A STAR ALLIANCE MEMBER



ti mana amaja





Entry List by Event

Lista de Inscripciones

As of THU 25 JUL 2013

EVENT NO. 14

Record	Split	Name	NOC Code	Location	Date
WR	51.36	MONTESI Matteo	ITA	Adelaide (AUS)	14 NOV 2012


Number of entries: 20

Name	NOC Code	Year of Birth	Location of Qualification	Date of Qualification	Qualifying Time
1 HASSEMEIER Marcel	GER	1990			50.57
2 SEZEN Anil	GER	1992			52.92
3 BONANNI Francesco	ITA	1990			53.74
4 COSTAMAGNA Stefano	ITA	1993			53.92
5 LOMMERS Tom	NED	1990			54.30
6 van BOMMEL Ruud	NED	1989			54.30
7 CALEY Pierre	FRA	1990			54.51
8 CATALA Francisco Javier	ESP	1989			54.65
9 BADRE Jeremy	FRA	1990			54.76
10 CARRION Daniel	ESP	1989			55.32
11 van NIEKERK Barend	RSA	1983			55.71
12 ZHANG Biaohong	CHN	1986			55.71
13 MARAIS David	RSA	1990			55.77
14 SUZUKI Ryohei	JPN	1988			57.61
15 BOLCKMANS Lenz	BEL	1993			58.53
16 BECKERS Simon	BEL	1991			58.60
17 NAGATAKE Kohsuke	JPN	1982			58.72
18 FILICE Julian Mark	CAN	1995			1:00.89
19 SOUTHWOOD Scott	CAN	1990			1:04.74
20 XIE Zhongjie	CHN	1994			1:05.00

LEGEND

WG World games record

WR World record

Timing and Results provided by 



Medallists

Lista de Medallas

Medal	Name	NOC
GOLD	HASSEMEIER Marcel	GER - Germany
SILVER	SEZEN Anil	GER - Germany
BRONZE	BONANNI Francesco	ITA - Italy

RESULTBOOK

LIFE SAVING

Men's Pool 100m Manikin Tow with Fins Qualification



The World Games
2013 CALI
Fair Play To The Planet



A STAR ALLIANCE MEMBER





Start List
Lista de Partida
EVENT NO. 14

REVISED
27 JUL 08:00

Record	Split	Name	NOC Code	Location	Date
WR	51.36	MONTESI Matteo	ITA	Adelaide (AUS)	14 NOV 2012

Heat 1 of 3

Lane	Name	NOC	Year of Birth	Qualifying Time	Time	Rank
2	BOLCKMANS Lenz	BEL	1993	58.53		
3	BADRE Jeremy	FRA	1990	54.76		
4	BONANNI Francesco	ITA	1990	53.74		
5	LOMMERS Tom	NED	1990	54.30		
6	van NIEKERK Barend	RSA	1983	55.71		
7	FILICE Julian Mark	CAN	1995	1:00.89		

Heat 2 of 3

Lane	Name	NOC	Year of Birth	Qualifying Time	Time	Rank
1	XIE Zhongjie	CHN	1994	1:05.00		
2	SUZUKI Ryohei	JPN	1988	57.61		
3	CATALA Francisco Javier	ESP	1989	54.65		
4	SEZEN Anil	GER	1992	52.92		
5	van BOMMEL Ruud	NED	1989	54.30		
6	ZHANG Biaohong	CHN	1986	55.71		
7	NAGATAKE Kohsuke	JPN	1982	58.72		

Heat 3 of 3

Lane	Name	NOC	Year of Birth	Qualifying Time	Time	Rank
1	SOUTHWOOD Scott	CAN	1990	1:04.74		
2	MARAIS David	RSA	1990	55.77		
3	VILACECA Thomas	FRA	1990			
4	HASSEMEIER Marcel	GER	1990	50.57		
5	COSTAMAGNA Stefano	ITA	1993	53.92		
6	CARRION Daniel	ESP	1989	55.32		
7	BECKERS Simon	BEL	1991	58.60		

LEGEND

WG World games record

WR World record



Results
Resultados
EVENT NO. 14

Record	Split	Name	NOC Code	Location	Date
WR	51.36	MONTESI Matteo	ITA	Adelaide (AUS)	14 NOV 2012

Heat 1 of 3

Rank	Lane	Name	NOC Code	50m	Time	Time Behind
1	4	BONANNI Francesco	ITA	(1) 21.53	53.84 32.31	
2	5	LOMMERS Tom	NED	(2) 21.60	54.28 32.68	0.44
3	3	BADRE Jeremy	FRA	(3) 23.10	56.71 33.61	2.87
4	7	FILICE Julian Mark	CAN	(6) 24.32	59.17 34.85	5.33
5	2	BOLCKMANS Lenz	BEL	(4) 23.69	59.21 35.52	5.37
6	6	van NIEKERK Barend	RSA	(5) 23.72	1:01.66 37.94	7.82

Heat 2 of 3

Rank	Lane	Name	NOC Code	50m	Time	Time Behind
1	4	SEZEN Anil	GER	(1) 21.93	52.65 30.72	
2	5	van BOMMEL Ruud	NED	(2) 22.25	57.29 35.04	4.64
3	6	ZHANG Biaohong	CHN	(3) 22.49	57.89 35.40	5.24
4	2	SUZUKI Ryohei	JPN	(4) 23.26	57.90 34.64	5.25
5	7	NAGATAKE Kohsuke	JPN	(5) 23.68	59.08 35.40	6.43
6	1	XIE Zhongjie	CHN	(6) 25.87	1:21.01 55.14	28.36
	3	CATALA Francisco Javier	ESP		DSQ	



Heat 3 of 3

Rank	Lane	Name	NOC Code	50m	Time	Time Behind
1	4	HASSEMEIER Marcel	GER	(1) 21.35	51.51 30.16	
2	5	COSTAMAGNA Stefano	ITA	(2) 22.19	54.34 32.15	2.83
3	3	VILACECA Thomas	FRA	(4) 23.12	56.02 32.90	4.51
4	6	CARRION Daniel	ESP	(3) 22.60	56.68 34.08	5.17
5	2	MARAIS David	RSA	(6) 24.10	56.76 32.66	5.25
6	7	BECKERS Simon	BEL	(5) 23.90	57.48 33.58	5.97
7	1	SOUTHWOOD Scott	CAN	(7) 25.43	1:01.56 36.13	10.05

LEGEND

DSQ Disqualified

R.T. Reaction time



Results Summary
Resumen de Resultados
EVENT NO. 14

Record	Split	Name	NOC Code	Location	Date
WR	51.36	MONTESI Matteo	ITA	Adelaide (AUS)	14 NOV 2012

Heats

Rank	Heat	Lane	Name	Year of Birth	NOC Code	50m	Time	Time Behind
1	3	4	HASSEMEIER Marcel	1990	GER	21.35	51.51 30.16	Q
2	2	4	SEZEN Anil	1992	GER	21.93	52.65 30.72	1.14 Q
3	1	4	BONANNI Francesco	1990	ITA	21.53	53.84 32.31	2.33 Q
4	1	5	LOMMERS Tom	1990	NED	21.60	54.28 32.68	2.77 Q
5	3	5	COSTAMAGNA Stefano	1993	ITA	22.19	54.34 32.15	2.83 Q
6	3	3	VILACECA Thomas	1990	FRA	23.12	56.02 32.90	4.51 Q
7	3	6	CARRION Daniel	1989	ESP	22.60	56.68 34.08	5.17 Q
8	1	3	BADRE Jeremy	1990	FRA	23.10	56.71 33.61	5.20 Q
9	3	2	MARAIS David	1990	RSA	24.10	56.76 32.66	5.25
10	2	5	van BOMMEL Ruud	1989	NED	22.25	57.29 35.04	5.78
11	3	7	BECKERS Simon	1991	BEL	23.90	57.48 33.58	5.97
12	2	6	ZHANG Biaohong	1986	CHN	22.49	57.89 35.40	6.38
13	2	2	SUZUKI Ryohei	1988	JPN	23.26	57.90 34.64	6.39
14	2	7	NAGATAKE Kohsuke	1982	JPN	23.68	59.08 35.40	7.57
15	1	7	FILICE Julian Mark	1995	CAN	24.32	59.17 34.85	7.66
16	1	2	BOLCKMANS Lenz	1993	BEL	23.69	59.21 35.52	7.70
17	3	1	SOUTHWOOD Scott	1990	CAN	25.43	1:01.56 36.13	10.05
18	1	6	van NIEKERK Barend	1983	RSA	23.72	1:01.66 37.94	10.15
19	2	1	XIE Zhongjie	1994	CHN	25.87	1:21.01 55.14	29.50
	2	3	CATALA Francisco Javier	1989	ESP		DSQ	

LEGEND

DSQ Disqualified

Q Qualified for the next phase

R.T. Reaction time

RESULTBOOK

LIFE SAVING

Men's Pool 100m Manikin Tow with Fins Final



The World Games

2013 CALI

Fair Play To The Planet



A STAR ALLIANCE MEMBER





Start List

Lista de Partida

EVENT NO. 14

Record	Split	Name	NOC Code	Location	Date
WR	51.36	MONTESI Matteo	ITA	Adelaide (AUS)	14 NOV 2012

Final

Lane	Name	NOC	Year of Birth	Qualifying Time	Time	Rank
1	CARRION Daniel	ESP	1989	56.68		
2	COSTAMAGNA Stefano	ITA	1993	54.34		
3	BONANNI Francesco	ITA	1990	53.84		
4	HASSEMEIER Marcel	GER	1990	51.51		
5	SEZEN Anil	GER	1992	52.65		
6	LOMMERS Tom	NED	1990	54.28		
7	VILACECA Thomas	FRA	1990	56.02		
8	BADRE Jeremy	FRA	1990	56.71		

Reserves

Lane	Name	NOC	Year of Birth	Qualifying Time	Time	Rank
	MARAIS David	RSA	1990	56.76		
	van BOMMEL Ruud	NED	1989	57.29		

LEGEND

WG World games record

WR World record



Results
Resultados
EVENT NO. 14

	Record	Split	Name	NOC Code	Location	Date
WR	51.36		MONTESI Matteo	ITA	Adelaide (AUS)	14 NOV 2012
WG	51.51		HASSEMEIER Marcel	GER	Cali (COL)	27 JUL 2013

Final

Rank	Lane	Name	NOC Code	50m	Time	Time Behind
1	4	HASSEMEIER Marcel	GER	(1) 21.06	50.74 29.68	WR, WG
2	5	SEZEN Anil	GER	(2) 21.43	52.78 31.35	2.04
3	3	BONANNI Francesco	ITA	(3) 21.69	53.55 31.86	2.81
4	2	COSTAMAGNA Stefano	ITA	(4) 21.89	54.70 32.81	3.96
5	1	CARRION Daniel	ESP	(5) 21.98	55.06 33.08	4.32
6	7	VILACECA Thomas	FRA	(7) 22.97	57.41 34.44	6.67
7	6	LOMMERS Tom	NED	(6) 22.25	58.26 36.01	7.52
8	8	BADRE Jeremy	FRA	(8) 26.89	1:07.82 40.93	17.08

LEGEND

R.T. Reaction time

WG World games record

WR World record

RESULTBOOK

LIFE SAVING

Men's Pool 200m Obstacle Swim



The World Games

2013 CALI

Fair Play To The Planet



A STAR ALLIANCE MEMBER



Ti mero amaja





Entry List by Event

Lista de Inscripciones

As of THU 25 JUL 2013

EVENT NO. 2

	Record	Splits	Name	NOC Code	Location	Date
WR	1:53.44		SHI Feng	CHN	Adelaide (AUS)	8 NOV 2012
WG	1:55.01		ZHANG En-Jian	CHN	Kaohsiung (TPE)	23 JUL 2009

Number of entries: 20

Name	NOC Code	Year of Birth	Location of Qualification	Date of Qualification	Qualifying Time
1 MASCHI Niccolo	ITA	1990			1:56.58
2 PINOTTI Federico	ITA	1983			1:56.95
3 VILACECA Thomas	FRA	1990			1:57.27
4 MAISONNEUVE Marvin	FRA	1991			1:59.00
5 van ACHTERBERGH Paul	RSA	1994			1:59.22
6 YE Zhengchao	CHN	1995			1:59.49
7 XIE Zhongjie	CHN	1994			2:00.00
8 SORET Bastien	BEL	1992			2:00.83
9 MORENO Roberto	ESP	1992			2:02.01
10 BAS Josep Miquel	ESP	1993			2:02.19
11 WIECK Danny	GER	1991			2:02.31
12 WALTERS William	CAN	1983			2:03.27
13 LEITCH Ian	CAN	1990			2:03.47
14 NAKAMOTO Naoya	JPN	1990			2:05.00
15 LECOUTERE Jeroen	BEL	1987			2:07.13
16 ERTEL Christian	GER	1990			2:08.41
17 VISSER Rudolf	RSA	1996			2:08.84
18 van der MEIJ Melvin	NED	1993			2:09.15
19 van DALEN Niels	NED	1989			2:13.50
20 OSHIMA Keisuke	JPN	1993			2:15.80

LEGEND

WG World games record

WR World record

Timing and Results provided by 



Medallists

Lista de Medallas

Medal	Name	NOC
GOLD	MASCHI Niccolo	ITA - Italy
SILVER	PINOTTI Federico	ITA - Italy
BRONZE	VILACECA Thomas	FRA - France

RESULTBOOK

LIFE SAVING

Men's Pool 200m Obstacle Swim Qualification



The World Games

2013 CALI

Fair Play To The Planet



A STAR ALLIANCE MEMBER



Tu mundo amigable





Start List
Lista de Partida
EVENT NO. 2

	Record	Splits	Name	NOC Code	Location	Date
WR	1:53.44		SHI Feng	CHN	Adelaide (AUS)	8 NOV 2012
WG	1:55.01		ZHANG En-Jian	CHN	Kaohsiung (TPE)	23 JUL 2009

Heat 1 of 3

Lane	Name	NOC	Year of Birth	Qualifying Time	Time	Rank
2	LECOUTERE Jeroen	BEL	1987	2:07.13		
3	MORENO Roberto	ESP	1992	2:02.01		
4	VILACECA Thomas	FRA	1990	1:57.27		
5	YE Zhengchao	CHN	1995	1:59.49		
6	WALTERS William	CAN	1983	2:03.27		
7	van der MEIJ Melvin	NED	1993	2:09.15		

Heat 2 of 3

Lane	Name	NOC	Year of Birth	Qualifying Time	Time	Rank
1	OSHIMA Keisuke	JPN	1993	2:15.80		
2	NAKAMOTO Naoya	JPN	1990	2:05.00		
3	SORET Bastien	BEL	1992	2:00.83		
4	PINOTTI Federico	ITA	1983	1:56.95		
5	van ACHTERBERGH Paul	RSA	1994	1:59.22		
6	WIECK Danny	GER	1991	2:02.31		
7	VISSER Rudolf	RSA	1996	2:08.84		

Heat 3 of 3

Lane	Name	NOC	Year of Birth	Qualifying Time	Time	Rank
1	van DALEN Niels	NED	1989	2:13.50		
2	LEITCH Ian	CAN	1990	2:03.47		
3	XIE Zhongjie	CHN	1994	2:00.00		
4	MASCHI Niccolo	ITA	1990	1:56.58		
5	MAISONNEUVE Marvin	FRA	1991	1:59.00		
6	BAS Josep Miquel	ESP	1993	2:02.19		
7	ERTEL Christian	GER	1990	2:08.41		

LEGEND

WG World games record

WR World record



Results
Resultados
EVENT NO. 2

	Record	Splits	Name	NOC Code	Location	Date
WR	1:53.44		SHI Feng	CHN	Adelaide (AUS)	8 NOV 2012
WG	1:55.01		ZHANG En-Jian	CHN	Kaohsiung (TPE)	23 JUL 2009

Heat 1 of 3

Rank	Lane	Name	NOC Code	50m	100m	150m	Time	Time Behind
1	4	VILACECA Thomas	FRA	(1) 28.01	(1) 58.30 30.29	(1) 1:29.15 30.85	1:59.79	
2	5	YE Zhengchao	CHN	(4) 28.44	(4) 59.03 30.59	(3) 1:30.32 31.29	2:00.48	0.69
3	3	MORENO Roberto	ESP	(3) 28.22	(2) 58.62 30.40	(2) 1:29.90 31.28	2:01.38	1.59
4	2	LECOUTERE Jeroen	BEL	(2) 28.06	(3) 58.69 30.63	(4) 1:30.52 31.83	2:02.92	3.13
5	6	WALTERS William	CAN	(6) 29.24	(5) 1:00.44 31.20	(5) 1:32.77 32.33	2:05.16	5.37
6	7	van der MEIJ Melvin	NED	(5) 29.17	(6) 1:01.74 32.57	(6) 1:36.89 35.15	2:13.19	13.40

Heat 2 of 3

Rank	Lane	Name	NOC Code	50m	100m	150m	Time	Time Behind
1	5	van ACHTERBERGH Paul	RSA	(1) 27.67	(1) 58.07 30.40	(2) 1:28.88 30.81	1:59.54	
2	4	PINOTTI Federico	ITA	(2) 28.08	(2) 58.29 30.21	(1) 1:28.75 30.46	2:00.23	0.69
3	3	SORET Bastien	BEL	(3) 28.17	(3) 59.00 30.83	(3) 1:30.76 31.76	2:02.25	2.71
4	7	VISSER Rudolf	RSA	(7) 29.95	(7) 1:02.84 32.89	(7) 1:35.50 32.66	2:07.22	7.68
5	6	WIECK Danny	GER	(4) 28.37	(5) 1:00.19 31.82	(4) 1:33.64 33.45	2:07.88	8.34
6	2	NAKAMOTO Naoya	JPN	(6) 29.19	(6) 1:01.13 31.94	(6) 1:35.17 34.04	2:09.39	9.85
7	1	OSHIMA Keisuke	JPN	(5) 28.44	(4) 1:00.02 31.58	(5) 1:34.93 34.91	2:12.35	12.81



Heat 3 of 3

Rank	Lane	Name	NOC Code	50m	100m	150m	Time	Time Behind
1	4	MASCHI Niccolo	ITA	(2) 27.89	(1) 58.06 30.17	(1) 1:28.54 30.48	1:59.06 30.52	
2	3	XIE Zhongjie	CHN	(5) 28.55	(4) 59.45 30.90	(3) 1:30.32 30.87	1:59.98 29.66	0.92
3	5	MAISONNEUVE Marvin	FRA	(1) 27.66	(2) 58.12 30.46	(2) 1:29.36 31.24	2:00.46 31.10	1.40
4	6	BAS Josep Miquel	ESP	(3) 27.92	(3) 58.73 30.81	(4) 1:30.99 32.26	2:03.42 32.43	4.36
5	2	LEITCH Ian	CAN	(7) 29.91	(5) 1:00.88 30.97	(5) 1:33.67 32.79	2:06.50 32.83	7.44
6	7	ERTEL Christian	GER	(4) 28.29	(6) 1:01.11 32.82	(6) 1:36.37 35.26	2:11.60 35.23	12.54
7	1	van DALEN Niels	NED	(6) 29.28	(7) 1:02.66 33.38	(7) 1:37.36 34.70	2:12.88 35.52	13.82

LEGEND

R.T. Reaction time



Results Summary
Resumen de Resultados
EVENT NO. 2

REVISED
26 JUL 11:42

	Record	Splits	Name	NOC Code	Location	Date
WR	1:53.44		SHI Feng	CHN	Adelaide (AUS)	8 NOV 2012
WG	1:55.01		ZHANG En-Jian	CHN	Kaohsiung (TPE)	23 JUL 2009

Heats

Rank	Heat	Lane	Name	Year of Birth	NOC Code	50m	100m	150m	Time	Time Behind
1	3	4	MASCHI Niccolo	1990	ITA	27.89	58.06	1:28.54	1:59.06	Q
							30.17	30.48	30.52	
2	2	5	van ACHTERBERGH Paul	1994	RSA	27.67	58.07	1:28.88	1:59.54	0.48 Q
							30.40	30.81	30.66	
3	1	4	VILACECA Thomas	1990	FRA	28.01	58.30	1:29.15	1:59.79	0.73 Q
							30.29	30.85	30.64	
4	3	3	XIE Zhongjie	1994	CHN	28.55	59.45	1:30.32	1:59.98	0.92 Q
							30.90	30.87	29.66	
5	2	4	PINOTTI Federico	1983	ITA	28.08	58.29	1:28.75	2:00.23	1.17 Q
							30.21	30.46	31.48	
6	3	5	MAISONNEUVE Marvin	1991	FRA	27.66	58.12	1:29.36	2:00.46	1.40 Q
							30.46	31.24	31.10	
7	1	5	YE Zhengchao	1995	CHN	28.44	59.03	1:30.32	2:00.48	1.42 Q
							30.59	31.29	30.16	
8	1	3	MORENO Roberto	1992	ESP	28.22	58.62	1:29.90	2:01.38	2.32 Q
							30.40	31.28	31.48	
9	2	3	SORET Bastien	1992	BEL	28.17	59.00	1:30.76	2:02.25	3.19
							30.83	31.76	31.49	
10	1	2	LECOUTERE Jeroen	1987	BEL	28.06	58.69	1:30.52	2:02.92	3.86
							30.63	31.83	32.40	
11	3	6	BAS Josep Miquel	1993	ESP	27.92	58.73	1:30.99	2:03.42	4.36
							30.81	32.26	32.43	
12	1	6	WALTERS William	1983	CAN	29.24	1:00.44	1:32.77	2:05.16	6.10
							31.20	32.33	32.39	
13	3	2	LEITCH Ian	1990	CAN	29.91	1:00.88	1:33.67	2:06.50	7.44
							30.97	32.79	32.83	
14	2	7	VISSER Rudolf	1996	RSA	29.95	1:02.84	1:35.50	2:07.22	8.16
							32.89	32.66	31.72	
15	2	6	WIECK Danny	1991	GER	28.37	1:00.19	1:33.64	2:07.88	8.82
							31.82	33.45	34.24	
16	2	2	NAKAMOTO Naoya	1990	JPN	29.19	1:01.13	1:35.17	2:09.39	10.33
							31.94	34.04	34.22	
17	3	7	ERTEL Christian	1990	GER	28.29	1:01.11	1:36.37	2:11.60	12.54
							32.82	35.26	35.23	
18	2	1	OSHIMA Keisuke	1993	JPN	28.44	1:00.02	1:34.93	2:12.35	13.29
							31.58	34.91	37.42	
19	3	1	van DALEN Niels	1989	NED	29.28	1:02.66	1:37.36	2:12.88	13.82
							33.38	34.70	35.52	
20	1	7	van der MEIJ Melvin	1993	NED	29.17	1:01.74	1:36.89	2:13.19	14.13
							32.57	35.15	36.30	

LEGEND

Q Qualified for the next phase **R.T.** Reaction time

RESULTBOOK

LIFE SAVING

Men's Pool 200m Obstacle Swim Final



The World Games

2013 CALI

Fair Play To The Planet



A STAR ALLIANCE MEMBER



Ti munda amaja





Start List

Lista de Partida

EVENT NO. 2

	Record	Splits	Name	NOC Code	Location	Date
WR	1:53.44		SHI Feng	CHN	Adelaide (AUS)	8 NOV 2012
WG	1:55.01		ZHANG En-Jian	CHN	Kaohsiung (TPE)	23 JUL 2009

Final

Lane	Name	NOC	Year of Birth	Qualifying Time	Time	Rank
1	YE Zhengchao	CHN	1995	2:00.48		
2	PINOTTI Federico	ITA	1983	2:00.23		
3	VILACECA Thomas	FRA	1990	1:59.79		
4	MASCHI Niccolo	ITA	1990	1:59.06		
5	van ACHTERBERGH Paul	RSA	1994	1:59.54		
6	XIE Zhongjie	CHN	1994	1:59.98		
7	MAISONNEUVE Marvin	FRA	1991	2:00.46		
8	MORENO Roberto	ESP	1992	2:01.38		

Reserves

Lane	Name	NOC	Year of Birth	Qualifying Time	Time	Rank
	SORET Bastien	BEL	1992	2:02.25		
	LECOUTERE Jeroen	BEL	1987	2:02.92		

LEGEND

WG World games record

WR World record



Results
 Resultados
EVENT NO. 2

	Record	Splits	Name	NOC Code	Location	Date
WR	1:53.44		SHI Feng	CHN	Adelaide (AUS)	8 NOV 2012
WG	1:55.01		ZHANG En-Jian	CHN	Kaohsiung (TPE)	23 JUL 2009

Final

Rank	Lane	Name	NOC Code	50m	100m	150m	Time	Time Behind
1	4	MASCHI Niccolo	ITA	(4) 27.70	(2) 57.60 29.90	(2) 1:27.41 29.81	1:56.64 29.23	
2	2	PINOTTI Federico	ITA	(1) 27.28	(1) 57.32 30.04	(1) 1:27.36 30.04	1:57.66 30.30	1.02
3	3	VILACECA Thomas	FRA	(6) 27.89	(3) 57.95 30.06	(4) 1:28.48 30.53	1:58.34 29.86	1.70
4	5	van ACHTERBERGH Paul	RSA	(2) 27.50	(5) 58.12 30.62	(5) 1:28.69 30.57	1:58.50 29.81	1.86
5	6	XIE Zhongjie	CHN	(5) 27.79	(3) 57.95 30.16	(3) 1:28.00 30.05	1:58.76 30.76	2.12
6	1	YE Zhengchao	CHN	(3) 27.51	(6) 58.43 30.92	(6) 1:28.97 30.54	2:00.29 31.32	3.65
7	8	MORENO Roberto	ESP	(7) 27.93	(8) 58.93 31.00	(8) 1:30.74 31.81	2:02.15 31.41	5.51
8	7	MAISONNEUVE Marvin	FRA	(8) 27.94	(7) 58.84 30.90	(7) 1:30.72 31.88	2:03.26 32.54	6.62

LEGEND

R.T. Reaction time

RESULTBOOK

LIFE SAVING

Men's Pool 200m Super Lifesaver



The World Games
2013 CALI
Fair Play To The Planet



A STAR ALLIANCE MEMBER



Ti munda amaja





Entry List by Event

Lista de Inscripciones

As of THU 25 JUL 2013

EVENT NO. 8

Record	Splits	Name	NOC Code	Location	Date
WR	2:07.86	HASSEMEIER Marcel	GER	Alicante (ESP)	16 SEP 2011


Number of entries: 20

Name	NOC Code	Year of Birth	Location of Qualification	Date of Qualification	Qualifying Time
1 HASSEMEIER Marcel	GER	1990			2:06.33
2 VILACECA Thomas	FRA	1990			2:09.85
3 FLUGEL Adrian	GER	1991			2:10.23
4 PINOTTI Federico	ITA	1983			2:10.29
5 CARRION Daniel	ESP	1989			2:13.21
6 GIORDANO Francesco	ITA	1995			2:13.51
7 MORENO Roberto	ESP	1992			2:15.40
8 MAISONNEUVE Marvin	FRA	1991			2:15.44
9 WALTERS William	CAN	1983			2:15.72
10 van BOMMEL Ruud	NED	1989			2:16.07
11 BAELUS Wouter	BEL	1987			2:17.83
12 BOLCKMANS Lenz	BEL	1993			2:19.92
13 CRIJNS Peter	NED	1988			2:20.90
14 SAKAMOTO Riku	JPN	1993			2:22.64
15 NAKAMOTO Naoya	JPN	1990			2:23.91
16 MALAN Daniel	RSA	1993			2:25.96
17 van ACHTERBERGH Paul	RSA	1994			2:26.28
18 GIRALDO Nelson	CAN	1977			2:30.32
19 ZANG Yujie	CHN	1986			2:35.00
20 CUI Wei	CHN	1987			2:36.00

LEGEND

WG World games record

WR World record

Timing and Results provided by  TISSOT



Medallists
Lista de Medallas

Medal	Name	NOC
GOLD	HASSEMEIER Marcel	GER - Germany
SILVER	PINOTTI Federico	ITA - Italy
BRONZE	VILACECA Thomas	FRA - France

RESULTBOOK

LIFE SAVING

Men's Pool 200m Super Lifesaver Qualification



The World Games
2013 CALI
Fair Play To The Planet



A STAR ALLIANCE MEMBER



Tu mundo amigable





Start List
Lista de Partida
EVENT NO. 8

	Record	Splits	Name	NOC Code	Location	Date
WR	2:07.86		HASSEMEIER Marcel	GER	Alicante (ESP)	16 SEP 2011

Heat 1 of 3

Lane	Name	NOC	Year of Birth	Qualifying Time	Time	Rank
2	NAKAMOTO Naoya	JPN	1990	2:23.91		
3	WALTERS William	CAN	1983	2:15.72		
4	FLUGEL Adrian	GER	1991	2:10.23		
5	GIORDANO Francesco	ITA	1995	2:13.51		
6	BOLCKMANS Lenz	BEL	1993	2:19.92		
7	GIRALDO Nelson	CAN	1977	2:30.32		

Heat 2 of 3

Lane	Name	NOC	Year of Birth	Qualifying Time	Time	Rank
1	CUI Wei	CHN	1987	2:36.00		
2	SAKAMOTO Riku	JPN	1993	2:22.64		
3	MAISONNEUVE Marvin	FRA	1991	2:15.44		
4	VILACECA Thomas	FRA	1990	2:09.85		
5	CARRION Daniel	ESP	1989	2:13.21		
6	BAELUS Wouter	BEL	1987	2:17.83		
7	van ACHTERBERGH Paul	RSA	1994	2:26.28		

Heat 3 of 3

Lane	Name	NOC	Year of Birth	Qualifying Time	Time	Rank
1	ZANG Yujie	CHN	1986	2:35.00		
2	CRIJNS Peter	NED	1988	2:20.90		
3	MORENO Roberto	ESP	1992	2:15.40		
4	HASSEMEIER Marcel	GER	1990	2:06.33		
5	PINOTTI Federico	ITA	1983	2:10.29		
6	van BOMMEL Ruud	NED	1989	2:16.07		
7	MALAN Daniel	RSA	1993	2:25.96		

LEGEND

WG World games record

WR World record



Results

Resultados

EVENT NO. 8

REVISED

26 JUL 13:03

	Record	Splits			Name	NOC Code	Location	Date
WR	2:07.86				HASSEMEIER Marcel	GER	Alicante (ESP)	16 SEP 2011
WG	2:10.30	30.27	1:02.64	1:33.72	HASSEMEIER Marcel	GER	Cali (COL)	26 JUL 2013

Heat 1 of 3

Rank	Lane	Name	NOC Code	50m	100m	150m	Time	Time Behind
1	4	FLUGEL Adrian	GER	(2) 26.66	(1) 1:05.11 38.45	(1) 1:38.67 33.56	2:14.53 35.86	
2	3	WALTERS William	CAN	(1) 23.79	(2) 1:06.54 42.75	(2) 1:39.42 32.88	2:15.47 36.05	0.94
3	2	NAKAMOTO Naoya	JPN	(3) 27.58	(3) 1:08.90 41.32	(3) 1:46.75 37.85	2:26.81 40.06	12.28
4	7	GIRALDO Nelson	CAN	(4) 29.47	(4) 1:13.05 43.58	(4) 1:50.25 37.20	2:30.43 40.18	15.90
	5	GIORDANO Francesco	ITA				DSQ	
	6	BOLCKMANS Lenz	BEL				DSQ	

Heat 2 of 3

Rank	Lane	Name	NOC Code	50m	100m	150m	Time	Time Behind
1	4	VILACECA Thomas	FRA	(1) 20.36	(1) 1:04.35 43.99	(1) 1:38.15 33.80	2:16.01 37.86	
2	6	BAELUS Wouter	BEL	(4) 27.46	(2) 1:06.21 38.75	(2) 1:42.03 35.82	2:18.20 36.17	2.19
3	7	van ACHTERBERGH Paul	RSA	(2) 26.84	(4) 1:07.50 40.66	(4) 1:44.18 36.68	2:20.46 36.28	4.45
4	3	MAISONNEUVE Marvin	FRA	(3) 27.09	(3) 1:07.24 40.15	(3) 1:42.84 35.60	2:20.95 38.11	4.94
5	2	SAKAMOTO Riku	JPN	(6) 29.39	(5) 1:11.09 41.70	(5) 1:46.37 35.28	2:25.65 39.28	9.64
6	5	CARRION Daniel	ESP	(5) 28.37	(6) 1:11.45 43.08	(6) 1:52.37 40.92	2:33.91 41.54	17.90
7	1	CUI Wei	CHN	(7) 30.33	(7) 1:17.00 46.67	(7) 2:00.50 43.50	2:43.16 42.66	27.15



Heat 3 of 3

Rank	Lane	Name	NOC Code	50m	100m	150m	Time	Time Behind
1	4	HASSEMEIER Marcel	GER	(3) 30.27	(1) 1:02.64 32.37	(1) 1:33.72 31.08	2:10.30 36.58	=WG
2	5	PINOTTI Federico	ITA	(1) 26.84	(2) 1:02.92 36.08	(2) 1:39.75 36.83	2:19.42 39.67	9.12
3	7	MALAN Daniel	RSA	(2) 28.05	(3) 1:07.06 39.01	(3) 1:43.25 36.19	2:21.42 38.17	11.12
	1	ZANG Yujie	CHN				DSQ	
	2	CRIJNS Peter	NED				DSQ	
	3	MORENO Roberto	ESP				DSQ	
	6	van BOMMEL Ruud	NED				DSQ	

LEGEND

DSQ Disqualified

R.T. Reaction time

WG World games record

= Equal record



Results Summary
Resumen de Resultados
EVENT NO. 8

REVISED
26 JUL 13:03

	Record	Splits			Name	NOC Code	Location	Date
WR	2:07.86				HASSEMEIER Marcel	GER	Alicante (ESP)	16 SEP 2011
WG	2:10.30	30.27	1:02.64	1:33.72	HASSEMEIER Marcel	GER	Cali (COL)	26 JUL 2013

Heats

Rank	Heat	Lane	Name	Year of Birth	NOC Code	50m	100m	150m	Time	Time Behind
1	3	4	HASSEMEIER Marcel	1990	GER	30.27	1:02.64	1:33.72	2:10.30	=WG
							32.37	31.08	36.58	Q
2	1	4	FLUGEL Adrian	1991	GER	26.66	1:05.11	1:38.67	2:14.53	4.23 Q
							38.45	33.56	35.86	
3	1	3	WALTERS William	1983	CAN	23.79	1:06.54	1:39.42	2:15.47	5.17 Q
							42.75	32.88	36.05	
4	2	4	VILACECA Thomas	1990	FRA	20.36	1:04.35	1:38.15	2:16.01	5.71 Q
							43.99	33.80	37.86	
5	2	6	BAELUS Wouter	1987	BEL	27.46	1:06.21	1:42.03	2:18.20	7.90 Q
							38.75	35.82	36.17	
6	3	5	PINOTTI Federico	1983	ITA	26.84	1:02.92	1:39.75	2:19.42	9.12 Q
							36.08	36.83	39.67	
7	2	7	van ACHTERBERGH Paul	1994	RSA	26.84	1:07.50	1:44.18	2:20.46	10.16 Q
							40.66	36.68	36.28	
8	2	3	MAISONNEUVE Marvin	1991	FRA	27.09	1:07.24	1:42.84	2:20.95	10.65 Q
							40.15	35.60	38.11	
9	3	7	MALAN Daniel	1993	RSA	28.05	1:07.06	1:43.25	2:21.42	11.12
							39.01	36.19	38.17	
10	2	2	SAKAMOTO Riku	1993	JPN	29.39	1:11.09	1:46.37	2:25.65	15.35
							41.70	35.28	39.28	
11	1	2	NAKAMOTO Naoya	1990	JPN	27.58	1:08.90	1:46.75	2:26.81	16.51
							41.32	37.85	40.06	
12	1	7	GIRALDO Nelson	1977	CAN	29.47	1:13.05	1:50.25	2:30.43	20.13
							43.58	37.20	40.18	
13	2	5	CARRION Daniel	1989	ESP	28.37	1:11.45	1:52.37	2:33.91	23.61
							43.08	40.92	41.54	
14	2	1	CUI Wei	1987	CHN	30.33	1:17.00	2:00.50	2:43.16	32.86
							46.67	43.50	42.66	
	1	5	GIORDANO Francesco	1995	ITA				DSQ	
	1	6	BOLCKMANS Lenz	1993	BEL				DSQ	
	3	1	ZANG Yujie	1986	CHN				DSQ	
	3	2	CRIJNS Peter	1988	NED				DSQ	
	3	3	MORENO Roberto	1992	ESP				DSQ	
	3	6	van BOMMEL Ruud	1989	NED				DSQ	

LEGEND

DSQ Disqualified **Q** Qualified for the next phase **R.T.** Reaction time **WG** World games record
= Equal record

RESULTBOOK

LIFE SAVING

Men's Pool 200m Super Lifesaver Final



The World Games
2013 CALI
Fair Play To The Planet



A STAR ALLIANCE MEMBER



ti mendo amija





Start List
Lista de Partida
EVENT NO. 8

	Record	Splits			Name	NOC Code	Location	Date
WR	2:07.86				HASSEMEIER Marcel	GER	Alicante (ESP)	16 SEP 2011
WG	2:10.30	30.27	1:02.64	1:33.72	HASSEMEIER Marcel	GER	Cali (COL)	26 JUL 2013
=WG	2:10.30	30.27	1:02.64	1:33.72	HASSEMEIER Marcel	GER	Cali (COL)	26 JUL 2013

Final

Lane	Name	NOC	Year of Birth	Qualifying Time	Time	Rank
1	van ACHTERBERGH Paul	RSA	1994	2:20.46		
2	BAELUS Wouter	BEL	1987	2:18.20		
3	WALTERS William	CAN	1983	2:15.47		
4	HASSEMEIER Marcel	GER	1990	2:10.30		
5	FLUGEL Adrian	GER	1991	2:14.53		
6	VILACECA Thomas	FRA	1990	2:16.01		
7	PINOTTI Federico	ITA	1983	2:19.42		
8	MAISONNEUVE Marvin	FRA	1991	2:20.95		

Reserves

Lane	Name	NOC	Year of Birth	Qualifying Time	Time	Rank
	MALAN Daniel	RSA	1993	2:21.42		
	SAKAMOTO Riku	JPN	1993	2:25.65		

LEGEND

WG World games record **WR** World record



Results
Resultados
EVENT NO. 8

	Record	Splits			Name	NOC Code	Location	Date
WR	2:07.86				HASSEMEIER Marcel	GER	Alicante (ESP)	16 SEP 2011
WG	2:10.30	30.27	1:02.64	1:33.72	HASSEMEIER Marcel	GER	Cali (COL)	26 JUL 2013
=WG	2:10.30	30.27	1:02.64	1:33.72	HASSEMEIER Marcel	GER	Cali (COL)	26 JUL 2013

Final

Rank	Lane	Name	NOC Code	50m	100m	150m	Time	Time Behind
1	4	HASSEMEIER Marcel	GER	(3) 25.72	(2) 1:02.32 36.60	(2) 1:33.30 30.98	2:08.99	WG
2	7	PINOTTI Federico	ITA	(4) 26.65	(1) 1:02.18 35.53	(3) 1:36.79 34.61	2:12.38	3.39
3	6	VILACECA Thomas	FRA	(7) 27.30	(4) 1:05.05 37.75	(4) 1:38.44 33.39	2:14.29	5.30
4	3	WALTERS William	CAN	(2) 22.86	(5) 1:05.52 42.66	(1) 1:28.51 22.99	2:15.15	6.16
5	2	BAELUS Wouter	BEL	(8) 27.41	(3) 1:04.99 37.58	(5) 1:40.77 35.78	2:19.39	10.40
6	5	FLUGEL Adrian	GER	(6) 26.81	(6) 1:05.87 39.06	(5) 1:40.77 34.90	2:19.63	10.64
7	1	van ACHTERBERGH Paul	RSA	(1) 10.54	(8) 1:08.15 57.61	(8) 1:45.24 37.09	2:21.37	12.38
8	8	MAISONNEUVE Marvin	FRA	(5) 26.74	(7) 1:08.14 41.40	(7) 1:43.38 35.24	2:25.41	16.42

LEGEND

R.T. Reaction time WG World games record

RESULTBOOK

LIFE SAVING

Men's Team 4x25m Manikin Relay



The World Games

2013 C A L I

Fair Play To The Planet



A STAR ALLIANCE MEMBER



Tu mundo amigable





Medallists

 Lista de Medallas

Medal	NOC	Name
GOLD	GER - Germany	HASSEMEIER Marcel ERTEL Christian SEZEN Anil WIECK Danny
SILVER	ITA - Italy	PINOTTI Federico COSTAMAGNA Stefano GIORDANO Francesco BONANNI Francesco
BRONZE	RSA - South Africa	MARAIS David van NIEKERK Barend van ACHTERBERGH Paul VISSER Rudolf

RESULTBOOK

LIFE SAVING

Men's Team 4x25m Manikin Relay Qualification



The World Games
2013 CALI
Fair Play To The Planet



A STAR ALLIANCE MEMBER



Tu mundo amigable





Start List

Lista de Partida

EVENT NO. 12

	Record	Splits	NOC (Relay)	Location	Date
WR	1:06.92		ITA - Italy	Ravenna (ITA)	16 JUL 2012
WG	1:11.23		ITA - Italy	Kaohsiung (TPE)	23 JUL 2009

Heat 1 of 2

Lane	NOC	Name	Year of Birth	Qualifying Time	Time	Rank
2	CAN - Canada	GIRALDO Nelson	1977	1:18.73		
		WALTERS William	1983			
		FILICE Julian Mark	1995			
		LEITCH Ian	1990			
3	ESP - Spain	SAEZ Hugo Angel	1987	1:15.37		
		CARRION Daniel	1989			
		BAS Josep Miquel	1993			
		MORENO Roberto	1992			
4	NED - Netherlands	van DALEN Niels	1989	1:12.30		
		LOMMERS Tom	1990			
		van der MEIJ Melvin	1993			
		CRIJNS Peter	1988			
5	BEL - Belgium	BECKERS Simon	1991	1:14.34		
		SORET Bastien	1992			
		LECOUTERE Jeroen	1987			
		BAELUS Wouter	1987			
6	CHN - People'S Republic Of China	ZANG Yujie	1986	1:16.81		
		XIE Zhongjie	1994			
		ZHANG Biaohong	1986			
		CUI Wei	1987			



Heat 2 of 2

Lane	NOC	Name	Year of Birth	Qualifying Time	Time	Rank
2	RSA - South Africa	MARAIS David	1990	1:17.08		
		van NIEKERK Barend	1983			
		van ACHTERBERGH Paul	1994			
		VISSER Rudolf	1996			
3	GER - Germany	HASSEMEIER Marcel	1990	1:15.36		
		ERTEL Christian	1990			
		SEZEN Anil	1992			
4	ITA - Italy	WIECK Danny	1991	1:07.95		
		PINOTTI Federico	1983			
		COSTAMAGNA Stefano	1993			
		GIORDANO Francesco	1995			
5	FRA - France	BONANNI Francesco	1990	1:12.60		
		CALEY Pierre	1990			
		BADRE Jeremy	1990			
6	JPN - Japan	LACLAUSTRA Florian	1988	1:16.50		
		VILACECA Thomas	1990			
		SAKAMOTO Riku	1993			
		SUZUKI Ryohei	1988			
		NAGATAKE Kohsuke	1982			
		NAKAMOTO Naoya	1990			

LEGEND

WG World games record

WR World record



Results
Resultados
EVENT NO. 12

	Record	Splits	NOC (Relay)	Location	Date
WR	1:06.92		ITA - Italy	Ravenna (ITA)	16 JUL 2012
WG	1:11.23		ITA - Italy	Kaohsiung (TPE)	23 JUL 2009

Heat 1 of 2

Rank	Lane	NOC / Name	50m	Time	Time Behind
1	3	ESP - Spain SAEZ Hugo Angel CARRION Daniel BAS Josep Miquel MORENO Roberto	10.18	1:13.54 (1) 10.18	
2	5	BEL - Belgium BECKERS Simon SORET Bastien LECOUTERE Jeroen BAELUS Wouter	12.84	1:13.54 (1) 1:13.54 1:14.42 (3) 12.84	0.88
3	4	NED - Netherlands van DALEN Niels LOMMERS Tom van der MEIJ Melvin CRIJNS Peter	11.98	1:14.42 (2) 1:14.42 1:15.98 (2) 11.98	2.44
4	2	CAN - Canada GIRALDO Nelson WALTERS William FILICE Julian Mark LEITCH Ian	38.35	1:15.98 (3) 1:15.98 1:20.78 (4) 38.35	7.24
5	6	CHN - People'S Republic Of China ZANG Yujie XIE Zhongjie ZHANG Biaohong CUI Wei	42.40	1:20.78 (4) 1:20.78 1:28.85 (5) 42.40	15.31
			1:28.85	(5) 1:28.85	



Heat 2 of 2

Rank	Lane	NOC / Name	50m	Time	Time Behind
1	3	GER - Germany HASSEMEIER Marcel ERTEL Christian SEZEN Anil WIECK Danny	14.88	1:11.89 (2) 14.88	
2	4	ITA - Italy PINOTTI Federico COSTAMAGNA Stefano GIORDANO Francesco BONANNI Francesco	21.88	1:12.94 (3) 21.88	1.05
3	5	FRA - France CALEY Pierre BADRE Jeremy LACLAUSTRA Florian VILACECA Thomas	27.50	1:14.00 (4) 27.50	2.11
4	2	RSA - South Africa MARAIS David van NIEKERK Barend van ACHTERBERGH Paul VISSER Rudolf	10.51	1:14.23 (1) 10.51	2.34
5	6	JPN - Japan SAKAMOTO Riku SUZUKI Ryohei NAGATAKE Kohsuke NAKAMOTO Naoya	41.15	1:20.92 (5) 41.15	9.03
			1:20.92	(5) 1:20.92	

LEGEND

R.T. Reaction time



Results Summary
Resumen de Resultados
EVENT NO. 12

	Record	Splits	NOC (Relay)	Location	Date
WR	1:06.92		ITA - Italy	Ravenna (ITA)	16 JUL 2012
WG	1:11.23		ITA - Italy	Kaohsiung (TPE)	23 JUL 2009

Heats

Rank	Heat	Lane	NOC / Name	50m	Time	Time Behind
1	2	3	GER - Germany HASSEMEIER Marcel ERTEL Christian SEZEN Anil WIECK Danny	14.88	1:11.89	Q
2	2	4	ITA - Italy PINOTTI Federico COSTAMAGNA Stefano GIORDANO Francesco BONANNI Francesco	21.88	1:12.94	1.05 Q
3	1	3	ESP - Spain SAEZ Hugo Angel CARRION Daniel BAS Josep Miquel MORENO Roberto	10.18	1:13.54	1.65 Q
4	2	5	FRA - France CALEY Pierre BADRE Jeremy LACLAUSTRA Florian VILACECA Thomas	27.50	1:14.00	2.11 Q
5	2	2	RSA - South Africa MARAIS David van NIEKERK Barend van ACHTERBERGH Paul VISSER Rudolf	10.51	1:14.23	2.34 Q
6	1	5	BEL - Belgium BECKERS Simon SORET Bastien LECOUTERE Jeroen BAELUS Wouter	12.84	1:14.42	2.53 Q
7	1	4	NED - Netherlands van DALEN Niels LOMMERS Tom van der MEIJ Melvin CRIJNS Peter	11.98	1:15.98	4.09 Q
8	1	2	CAN - Canada GIRALDO Nelson WALTERS William FILICE Julian Mark LEITCH Ian	38.35	1:20.78	8.89 Q



Heats

Rank	Heat	Lane	NOC / Name	50m	Time	Time Behind
9	2	6	JPN - Japan SAKAMOTO Riku SUZUKI Ryohei NAGATAKE Kohsuke NAKAMOTO Naoya	41.15	1:20.92	9.03
10	1	6	CHN - People'S Republic Of China ZANG Yujie XIE Zhongjie ZHANG Biahong CUI Wei	42.40	1:28.85	16.96

LEGEND

Q Qualified for the next phase R.T. Reaction time

RESULTBOOK

LIFE SAVING

Men's Team 4x25m Manikin Relay Final



The World Games

2013 CALI

Fair Play To The Planet



A STAR ALLIANCE MEMBER



Tu mundo amigable





Start List

Lista de Partida

EVENT NO. 12

	Record	Splits	NOC (Relay)	Location	Date
WR	1:06.92		ITA - Italy	Ravenna (ITA)	16 JUL 2012
WG	1:11.23		ITA - Italy	Kaohsiung (TPE)	23 JUL 2009

Final

Lane	NOC	Name	Year of Birth	Qualifying Time	Time	Rank
1	NED - Netherlands	van DALEN Niels	1989	1:15.98		
		LOMMERS Tom	1990			
		van der MEIJ Melvin	1993			
		CRIJNS Peter	1988			
2	RSA - South Africa	MARAIS David	1990	1:14.23		
		van NIEKERK Barend	1983			
		van ACHTERBERGH Paul	1994			
		VISSER Rudolf	1996			
3	ESP - Spain	SAEZ Hugo Angel	1987	1:13.54		
		CARRION Daniel	1989			
		BAS Josep Miquel	1993			
		MORENO Roberto	1992			
4	GER - Germany	HASSEMEIER Marcel	1990	1:11.89		
		ERTEL Christian	1990			
		SEZEN Anil	1992			
		WIECK Danny	1991			
5	ITA - Italy	PINOTTI Federico	1983	1:12.94		
		COSTAMAGNA Stefano	1993			
		GIORDANO Francesco	1995			
		BONANNI Francesco	1990			
6	FRA - France	CALEY Pierre	1990	1:14.00		
		BADRE Jeremy	1990			
		LACLAUSTRA Florian	1988			
		VILACECA Thomas	1990			
7	BEL - Belgium	BECKERS Simon	1991	1:14.42		
		SORET Bastien	1992			
		LECOUTERE Jeroen	1987			
		BAELUS Wouter	1987			
8	CAN - Canada	GIRALDO Nelson	1977	1:20.78		
		WALTERS William	1983			
		FILICE Julian Mark	1995			
		LEITCH Ian	1990			

Reserves

Lane	NOC	Qualifying Time	Time	Rank
	JPN - Japan	1:20.92		
	CHN - People'S Republic Of China	1:28.85		



LEGEND

WG World games record

WR World record





Results
Resultados
EVENT NO. 12

	Record	Splits	NOC (Relay)	Location	Date
WR	1:06.92		ITA - Italy	Ravenna (ITA)	16 JUL 2012
WG	1:11.23		ITA - Italy	Kaohsiung (TPE)	23 JUL 2009

Final

Rank	Lane	NOC / Name	50m	Time	Time Behind
1	4	GER - Germany HASSEMEIER Marcel ERTEL Christian SEZEN Anil WIECK Danny	18.77	(2) 1:09.93	WG
2	5	ITA - Italy PINOTTI Federico COSTAMAGNA Stefano GIORDANO Francesco BONANNI Francesco	33.73	(6) 33.73	1.05
3	2	RSA - South Africa MARAIS David van NIEKERK Barend van ACHTERBERGH Paul VISSER Rudolf	1:10.98	(2) 1:10.98	1.79
4	7	BEL - Belgium BECKERS Simon SORET Bastien LECOUTERE Jeroen BAELUS Wouter	20.91	(4) 20.91	3.16
5	3	ESP - Spain SAEZ Hugo Angel CARRION Daniel BAS Josep Miquel MORENO Roberto	22.88	(5) 22.88	3.59
6	1	NED - Netherlands van DALEN Niels LOMMERS Tom van der MEIJ Melvin CRIJNS Peter	19.90	(3) 19.90	3.74
7	8	CAN - Canada GIRALDO Nelson WALTERS William FILICE Julian Mark LEITCH Ian	39.89	(7) 39.89	10.42
6		FRA - France CALEY Pierre BADRE Jeremy LACLAUSTRA Florian VILACECA Thomas		(7) 1:20.35	DSQ

LEGEND

DSQ Disqualified

R.T. Reaction time

WG World games record

RESULTBOOK

LIFE SAVING

Men's Team 4x50m Obstacle Relay



The World Games

2013 CALI

Fair Play To The Planet



A STAR ALLIANCE MEMBER



Tu mundo amigable





Medallists

Lista de Medallas

Medal	NOC	Name
GOLD	GER - Germany	ERTEL Christian FLUGEL Adrian WIECK Danny HASSEMEIER Marcel
SILVER	ITA - Italy	PINOTTI Federico COSTAMAGNA Stefano GIORDANO Francesco BONANNI Francesco
BRONZE	FRA - France	MAISONNEUVE Marvin BADRE Jeremy LACLAUSTRA Florian VILACECA Thomas

RESULTBOOK

LIFE SAVING

Men's Team 4x50m Obstacle Relay Qualification



The World Games
2013 CALI
Fair Play To The Planet



A STAR ALLIANCE MEMBER



Tu mundo amigable





Start List

Lista de Partida

EVENT NO. 4

	Record	Splits	NOC (Relay)	Location	Date
WR	1:38.48		CHN - China	Adelaide (AUS)	8 NOV 2012
WG	1:38.86		ITA - Italy	Kaohsiung (TPE)	23 JUL 2009

Heat 1 of 2

Lane	NOC	Name	Year of Birth	Qualifying Time	Time	Rank
2	RSA - South Africa	van ACHTERBERGH Paul	1994	1:51.33		
		MALAN Daniel	1993			
		van NIEKERK Barend	1983			
3	BEL - Belgium	MARAIS David	1990	1:44.74		
		SORET Bastien	1992			
		BOLCKMANS Lenz	1993			
4	ITA - Italy	BAELUS Wouter	1987	1:38.88		
		LECOUTERE Jeroen	1987			
		PINOTTI Federico	1983			
5	NED - Netherlands	COSTAMAGNA Stefano	1993	1:40.20		
		GIORDANO Francesco	1995			
		BONANNI Francesco	1990			
6	ESP - Spain	van BOMMEL Ruud	1989	1:47.54		
		LOMMERS Tom	1990			
		van der MEIJ Melvin	1993			
		CRIJNS Peter	1988			
		BAS Josep Miquel	1993			
		MORENO Roberto	1992			
		CARRION Daniel	1989			
		SAEZ Hugo Angel	1987			



Heat 2 of 2

Lane	NOC	Name	Year of Birth	Qualifying Time	Time	Rank
2	CAN - Canada	LEITCH Ian	1990	1:48.31		
		GIRALDO Nelson	1977			
		SOUTHWOOD Scott	1990			
		WALTERS William	1983			
3	JPN - Japan	OSHIMA Keisuke	1993	1:43.50		
		SUZUKI Ryohei	1988			
		SAKAMOTO Riku	1993			
		NAKAMOTO Naoya	1990			
4	CHN - People'S Republic Of China	YE Zhengchao	1995	1:38.48		
		XIE Zhongjie	1994			
		ZHANG Biaohong	1986			
		ZANG Yujie	1986			
5	FRA - France	MAISONNEUVE Marvin	1991	1:39.95		
		BADRE Jeremy	1990			
		LACLAUSTRA Florian	1988			
		VILACECA Thomas	1990			
6	GER - Germany	ERTEL Christian	1990	1:44.92		
		FLUGEL Adrian	1991			
		WIECK Danny	1991			
		HASSEMEIER Marcel	1990			

LEGEND

WG World games record

WR World record





Results
Resultados
EVENT NO. 4

	Record	Splits	NOC (Relay)	Location	Date
WR	1:38.48		CHN - China	Adelaide (AUS)	8 NOV 2012
WG	1:38.86		ITA - Italy	Kaohsiung (TPE)	23 JUL 2009

Heat 1 of 2

Rank	Lane	NOC / Name	50m	Time	Time Behind
1	4	ITA - Italy		1:40.49	
		PINOTTI Federico	25.10	(2) 25.10	
		COSTAMAGNA Stefano	24.96	(1) 50.06	
		GIORDANO Francesco	24.76	(1) 1:14.82	
		BONANNI Francesco	25.67	(1) 1:40.49	
2	5	NED - Netherlands		1:41.53	1.04
		van BOMMEL Ruud	25.08	(1) 25.08	
		LOMMERS Tom	25.33	(2) 50.41	
		van der MEIJ Melvin	25.72	(2) 1:16.13	
		CRIJNS Peter	25.40	(2) 1:41.53	
3	2	RSA - South Africa		1:44.19	3.70
		van ACHTERBERGH Paul	27.10	(4) 27.10	
		MALAN Daniel	26.34	(4) 53.44	
		van NIEKERK Barend	25.71	(4) 1:19.15	
		MARAIS David	25.04	(3) 1:44.19	
4	3	BEL - Belgium		1:44.83	4.34
		SORET Bastien	26.75	(3) 26.75	
		BOLCKMANS Lenz	26.79	(5) 53.54	
		BAELUS Wouter	26.55	(5) 1:20.09	
		LECOUTERE Jeroen	24.74	(4) 1:44.83	
5	6	ESP - Spain		1:45.05	4.56
		BAS Josep Miquel	27.27	(5) 27.27	
		MORENO Roberto	26.16	(3) 53.43	
		CARRION Daniel	25.57	(3) 1:19.00	
		SAEZ Hugo Angel	26.05	(5) 1:45.05	



Heat 2 of 2

Rank	Lane	NOC / Name	50m	Time	Time Behind
1	6	GER - Germany		1:39.56	
		ERTEL Christian	25.48	(2) 25.48	
		FLUGEL Adrian	24.53	(2) 50.01	
		WIECK Danny	24.56	(1) 1:14.57	
		HASSEMEIER Marcel	24.99	(1) 1:39.56	
2	5	FRA - France		1:41.02	1.46
		MAISONNEUVE Marvin	24.94	(1) 24.94	
		BADRE Jeremy	24.63	(1) 49.57	
		LACLAUSTRA Florian	25.59	(2) 1:15.16	
		VILACECA Thomas	25.86	(2) 1:41.02	
3	4	CHN - People'S Republic Of China		1:44.44	4.88
		YE Zhengchao	26.17	(3) 26.17	
		XIE Zhongjie	26.14	(3) 52.31	
		ZHANG Biaohong	25.96	(3) 1:18.27	
		ZANG Yujie	26.17	(3) 1:44.44	
4	3	JPN - Japan		1:45.97	6.41
		OSHIMA Keisuke	26.86	(4) 26.86	
		SUZUKI Ryohei	26.23	(4) 53.09	
		SAKAMOTO Riku	26.86	(4) 1:19.95	
		NAKAMOTO Naoya	26.02	(4) 1:45.97	
5	2	CAN - Canada		1:48.95	9.39
		LEITCH Ian	27.05	(5) 27.05	
		GIRALDO Nelson	27.80	(5) 54.85	
		SOUTHWOOD Scott	27.72	(5) 1:22.57	
		WALTERS William	26.38	(5) 1:48.95	

LEGEND

R.T. Reaction time



Results Summary
Resumen de Resultados
EVENT NO. 4

	Record	Splits	NOC (Relay)	Location	Date
WR	1:38.48		CHN - China	Adelaide (AUS)	8 NOV 2012
WG	1:38.86		ITA - Italy	Kaohsiung (TPE)	23 JUL 2009

Heats

Rank	Heat	Lane	NOC / Name	50m	Time	Time Behind
1	2	6	GER - Germany ERTEL Christian FLUGEL Adrian WIECK Danny HASSEMEIER Marcel	25.48 24.53 24.56 24.99	25.48 50.01 1:14.57 1:39.56	Q
2	1	4	ITA - Italy PINOTTI Federico COSTAMAGNA Stefano GIORDANO Francesco BONANNI Francesco	25.10 24.96 24.76 25.67	25.10 50.06 1:14.82 1:40.49	0.93 Q
3	2	5	FRA - France MAISONNEUVE Marvin BADRE Jeremy LACLAUSTRA Florian VILACECA Thomas	24.94 24.63 25.59 25.86	24.94 49.57 1:15.16 1:41.02	1.46 Q
4	1	5	NED - Netherlands van BOMMEL Ruud LOMMERS Tom van der MEIJ Melvin CRIJNS Peter	25.08 25.33 25.72 25.40	25.08 50.41 1:16.13 1:41.53	1.97 Q
5	1	2	RSA - South Africa van ACHTERBERGH Paul MALAN Daniel van NIEKERK Barend MARAIS David	27.10 26.34 25.71 25.04	27.10 53.44 1:19.15 1:44.19	4.63 Q
6	2	4	CHN - People'S Republic Of China YE Zhengchao XIE Zhongjie ZHANG Biaohong ZANG Yujie	26.17 26.14 25.96 26.17	26.17 52.31 1:18.27 1:44.44	4.88 Q
7	1	3	BEL - Belgium SORET Bastien BOLCKMANS Lenz BAELUS Wouter LECOUTERE Jeroen	26.75 26.79 26.55 24.74	26.75 53.54 1:20.09 1:44.83	5.27 Q
8	1	6	ESP - Spain BAS Josep Miquel MORENO Roberto CARRION Daniel SAEZ Hugo Angel	27.27 26.16 25.57 26.05	27.27 53.43 1:19.00 1:45.05	5.49 Q



Heats

Rank	Heat	Lane	NOC / Name	50m	Time	Time Behind
9	2	3	JPN - Japan		1:45.97	6.41
			OSHIMA Keisuke	26.86	26.86	
			SUZUKI Ryohei	26.23	53.09	
			SAKAMOTO Riku	26.86	1:19.95	
			NAKAMOTO Naoya	26.02	1:45.97	
10	2	2	CAN - Canada		1:48.95	9.39
			LEITCH Ian	27.05	27.05	
			GIRALDO Nelson	27.80	54.85	
			SOUTHWOOD Scott	27.72	1:22.57	
			WALTERS William	26.38	1:48.95	

LEGEND

Q Qualified for the next phase R.T. Reaction time

RESULTBOOK

LIFE SAVING

Men's Team 4x50m Obstacle Relay Final



The World Games
2013 CALI
Fair Play To The Planet



A STAR ALLIANCE MEMBER



Tu mundo amigable





Start List

Lista de Partida

EVENT NO. 4

	Record	Splits	NOC (Relay)	Location	Date
WR	1:38.48		CHN - China	Adelaide (AUS)	8 NOV 2012
WG	1:38.86		ITA - Italy	Kaohsiung (TPE)	23 JUL 2009

Final

Lane	NOC	Name	Year of Birth	Qualifying Time	Time	Rank
1	BEL - Belgium	SORET Bastien	1992	1:44.83		
		BOLCKMANS Lenz	1993			
		BAELUS Wouter	1987			
		LECOUTERE Jeroen	1987			
2	RSA - South Africa	van ACHTERBERGH Paul	1994	1:44.19		
		MALAN Daniel	1993			
		van NIEKERK Barend	1983			
		MARAIS David	1990			
3	FRA - France	MAISONNEUVE Marvin	1991	1:41.02		
		BADRE Jeremy	1990			
		LACLAUSTRA Florian	1988			
		VILACECA Thomas	1990			
4	GER - Germany	ERTEL Christian	1990	1:39.56		
		FLUGEL Adrian	1991			
		WIECK Danny	1991			
		HASSEMEIER Marcel	1990			
5	ITA - Italy	PINOTTI Federico	1983	1:40.49		
		COSTAMAGNA Stefano	1993			
		GIORDANO Francesco	1995			
		BONANNI Francesco	1990			
6	NED - Netherlands	van BOMMEL Ruud	1989	1:41.53		
		LOMMERS Tom	1990			
		van der MEIJ Melvin	1993			
		CRIJNS Peter	1988			
7	CHN - People'S Republic Of China	YE Zhengchao	1995	1:44.44		
		XIE Zhongjie	1994			
		ZHANG Biaohong	1986			
		ZANG Yujie	1986			
8	ESP - Spain	BAS Josep Miquel	1993	1:45.05		
		MORENO Roberto	1992			
		CARRION Daniel	1989			
		SAEZ Hugo Angel	1987			

Reserves

Lane	NOC	Qualifying Time	Time	Rank
	JPN - Japan	1:45.97		
	CAN - Canada	1:48.95		



LEGEND

WG World games record

WR World record





Results
Resultados
EVENT NO. 4

	Record	Splits	NOC (Relay)	Location	Date
WR	1:38.48		CHN - China	Adelaide (AUS)	8 NOV 2012
WG	1:38.86		ITA - Italy	Kaohsiung (TPE)	23 JUL 2009

Final

Rank	Lane	NOC / Name	50m	Time	Time Behind
1	4	GER - Germany ERTEL Christian FLUGEL Adrian WIECK Danny HASSEMEIER Marcel	24.99 24.50 24.66 24.10	(4) 24.99 (3) 49.49 (1) 1:14.15 (1) 1:38.25	WR, WG
2	5	ITA - Italy PINOTTI Federico COSTAMAGNA Stefano GIORDANO Francesco BONANNI Francesco	24.52 24.69 24.80 24.62	(1) 24.52 (2) 49.21 (2) 1:14.01 (2) 1:38.63	0.38
3	3	FRA - France MAISONNEUVE Marvin BADRE Jeremy LACLAUSTRA Florian VILACECA Thomas	24.86 24.25 24.88 24.77	(2) 24.86 (1) 49.11 (1) 1:13.99 (3) 1:38.76	0.51
4	6	NED - Netherlands van BOMMEL Ruud LOMMERS Tom van der MEIJ Melvin CRIJNS Peter	25.25 24.58 25.52 23.97	(5) 25.25 (4) 49.83 (4) 1:15.35 (4) 1:39.32	1.07
5	7	CHN - People'S Republic Of China YE Zhengchao XIE Zhongjie ZHANG BiaoHong ZANG Yujie	24.97 25.37 26.40 26.06	(3) 24.97 (5) 50.34 (5) 1:16.74 (5) 1:42.80	4.55
6	2	RSA - South Africa van ACHTERBERGH Paul MALAN Daniel van NIEKERK Barend MARAIS David	27.01 25.93 25.49 25.67	(8) 27.01 (8) 52.94 (6) 1:18.43 (6) 1:44.10	5.85
7	1	BEL - Belgium SORET Bastien BOLCKMANS Lenz BAELUS Wouter LECOUTERE Jeroen	26.02 26.70 26.67 24.72	(6) 26.02 (7) 52.72 (8) 1:19.39 (7) 1:44.11	5.86
8	8	ESP - Spain BAS Josep Miquel MORENO Roberto CARRION Daniel SAEZ Hugo Angel	26.25 26.15 26.76 25.28	(7) 26.25 (6) 52.40 (7) 1:19.16 (8) 1:44.44	6.19

LEGEND

R.T. Reaction time

WG World games record

WR World record

RESULTBOOK

LIFE SAVING

Men's Team 4x50m Medley Relay



The World Games

2013 CALI

Fair Play To The Planet



A STAR ALLIANCE MEMBER



Tu mundo amigable





Medallists

Lista de Medallas

Medal	NOC	Name
GOLD	FRA - France	BADRE Jeremy CALEY Pierre MAISONNEUVE Marvin LACLAUSTRA Florian
SILVER	GER - Germany	ERTEL Christian SEZEN Anil HASSEMEIER Marcel FLUGEL Adrian WIECK Danny
BRONZE	ITA - Italy	PINOTTI Federico BONANNI Francesco GIORDANO Francesco COSTAMAGNA Stefano

RESULTBOOK

LIFE SAVING

Men's Team 4x50m Medley Relay Qualification



The World Games
2013 CALI
Fair Play To The Planet



A STAR ALLIANCE MEMBER



Tu mundo amigable





Start List

Lista de Partida

EVENT NO. 16

	Record	Splits	NOC (Relay)	Location	Date
WR	1:29.35		ITA - Italy	Riccione (ITA)	29 MAR 2009
WG	1:29.97		CHN - China	Kaohsiung (TPE)	23 JUL 2009

Heat 1 of 2

Lane	NOC	Name	Year of Birth	Qualifying Time	Time	Rank
2	RSA - South Africa	van ACHTERBERGH Paul	1994	1:41.69		
		VISSER Rudolf	1996			
		van NIEKERK Barend	1983			
		MARAIS David	1990			
3	GER - Germany	WIECK Danny	1991	1:34.94		
		SEZEN Anil	1992			
		ERTEL Christian	1990			
		FLUGEL Adrian	1991			
4	CHN - People'S Republic Of China	YE Zhengchao	1995	1:30.44		
		ZHANG Biaohong	1986			
		XIE Zhongjie	1994			
		CUI Wei	1987			
5	FRA - France	CALEY Pierre	1990	1:32.03		
		BADRE Jeremy	1990			
		MAISONNEUVE Marvin	1991			
		VILACECA Thomas	1990			
6	CAN - Canada	LEITCH Ian	1990	1:36.38		
		GIRALDO Nelson	1977			
		WALTERS William	1983			
		FILICE Julian Mark	1995			



Heat 2 of 2

Lane	NOC	Name	Year of Birth	Qualifying Time	Time	Rank
2	ESP - Spain	BAS Josep Miquel	1993	1:37.73		
		CATALA Francisco Javier	1989			
		SAEZ Hugo Angel	1987			
		CARRION Daniel	1989			
3	BEL - Belgium	SORET Bastien	1992	1:34.16		
		BAELUS Wouter	1987			
		LECOUTERE Jeroen	1987			
		BOLCKMANS Lenz	1993			
4	ITA - Italy	PINOTTI Federico	1983	1:29.35		
		BONANNI Francesco	1990			
		GIORDANO Francesco	1995			
		COSTAMAGNA Stefano	1993			
5	NED - Netherlands	van der MEIJ Melvin	1993	1:31.17		
		CRIJNS Peter	1988			
		van BOMMEL Ruud	1989			
		LOMMERS Tom	1990			
6	JPN - Japan	NAKAMOTO Naoya	1990	1:35.00		
		NAGATAKE Kohsuke	1982			
		OSHIMA Keisuke	1993			
		SAKAMOTO Riku	1993			

LEGEND

WG World games record

WR World record





Results
Resultados
EVENT NO. 16

	Record	Splits	NOC (Relay)	Location	Date
WR	1:29.35		ITA - Italy	Riccione (ITA)	29 MAR 2009
WG	1:29.97		CHN - China	Kaohsiung (TPE)	23 JUL 2009

Heat 1 of 2

Rank	Lane	NOC / Name	50m	Time	Time Behind
1	5	FRA - France		1:31.36	
		BADRE Jeremy	23.95	(1) 23.95	
		CALEY Pierre	16.82	(1) 40.77	
		MAISONNEUVE Marvin	25.05	(4) 1:05.82	
		LACLAUSTRA Florian	25.54	(1) 1:31.36	
2	3	GER - Germany		1:31.37	0.01
		WIECK Danny	24.31	(3) 24.31	
		SEZEN Anil	17.64	(3) 41.95	
		HASSEMEIER Marcel	9.04	(2) 50.99	
		FLUGEL Adrian	40.38	(2) 1:31.37	
3	4	CHN - People'S Republic Of China		1:33.63	2.27
		YE Zhengchao	23.99	(2) 23.99	
		ZHANG Biaohong	17.46	(2) 41.45	
		XIE Zhongjie	8.69	(1) 50.14	
		CUI Wei	43.49	(3) 1:33.63	
4	2	RSA - South Africa		1:35.81	4.45
		van ACHTERBERGH Paul	24.54	(4) 24.54	
		VISSER Rudolf	17.73	(4) 42.27	
		van NIEKERK Barend	11.29	(3) 53.56	
		MARAIS David	42.25	(4) 1:35.81	
5	6	CAN - Canada		1:38.96	7.60
		LEITCH Ian	24.73	(5) 24.73	
		GIRALDO Nelson	20.44	(5) 45.17	
		WALTERS William	26.79	(5) 1:11.96	
		FILICE Julian Mark	27.00	(5) 1:38.96	



Heat 2 of 2

Rank	Lane	NOC / Name	50m	Time	Time Behind
1	4	ITA - Italy		1:31.31	
		PINOTTI Federico	24.60	(4) 24.60	
		BONANNI Francesco	15.62	(1) 40.22	
		GIORDANO Francesco	10.33	(4) 50.55	
		COSTAMAGNA Stefano	40.76	(1) 1:31.31	
2	5	NED - Netherlands		1:33.18	1.87
		van der MEIJ Melvin	24.26	(1) 24.26	
		CRIJNS Peter	17.68	(3) 41.94	
		van BOMMEL Ruud	8.45	(2) 50.39	
		LOMMERS Tom	42.79	(2) 1:33.18	
3	2	ESP - Spain		1:33.68	2.37
		BAS Josep Miquel	24.47	(3) 24.47	
		CATALA Francisco Javier	17.25	(2) 41.72	
		SAEZ Hugo Angel	8.51	(1) 50.23	
		CARRION Daniel	43.45	(3) 1:33.68	
4	3	BEL - Belgium		1:36.33	5.02
		SORET Bastien	24.37	(2) 24.37	
		BAELUS Wouter	19.12	(4) 43.49	
		LECOUTERE Jeroen	13.71	(5) 57.20	
		BOLCKMANS Lenz	39.13	(4) 1:36.33	
5	6	JPN - Japan		1:36.40	5.09
		NAKAMOTO Naoya	24.75	(5) 24.75	
		NAGATAKE Kohsuke	34.45	(5) 59.20	
		OSHIMA Keisuke	-8.73	(3) 50.47	
		SAKAMOTO Riku	45.93	(5) 1:36.40	

LEGEND

R.T. Reaction time





Results Summary
Resumen de Resultados
EVENT NO. 16

	Record	Splits	NOC (Relay)	Location	Date
WR	1:29.35		ITA - Italy	Riccione (ITA)	29 MAR 2009
WG	1:29.97		CHN - China	Kaohsiung (TPE)	23 JUL 2009

Heats

Rank	Heat	Lane	NOC / Name	50m	Time	Time Behind
1	2	4	ITA - Italy		1:31.31	Q
			PINOTTI Federico	24.60	24.60	
			BONANNI Francesco	15.62	40.22	
			GIORDANO Francesco	10.33	50.55	
			COSTAMAGNA Stefano	40.76	1:31.31	
2	1	5	FRA - France		1:31.36	0.05 Q
			BADRE Jeremy	23.95	23.95	
			CALEY Pierre	16.82	40.77	
			MAISONNEUVE Marvin	25.05	1:05.82	
			LACLAUSTRA Florian	25.54	1:31.36	
3	1	3	GER - Germany		1:31.37	0.06 Q
			WIECK Danny	24.31	24.31	
			SEZEN Anil	17.64	41.95	
			HASSEMEIER Marcel	9.04	50.99	
			FLUGEL Adrian	40.38	1:31.37	
4	2	5	NED - Netherlands		1:33.18	1.87 Q
			van der MEIJ Melvin	24.26	24.26	
			CRIJNS Peter	17.68	41.94	
			van BOMMEL Ruud	8.45	50.39	
			LOMMERS Tom	42.79	1:33.18	
5	1	4	CHN - People'S Republic Of China		1:33.63	2.32 Q
			YE Zhengchao	23.99	23.99	
			ZHANG Biaohong	17.46	41.45	
			XIE Zhongjie	8.69	50.14	
			CUI Wei	43.49	1:33.63	
6	2	2	ESP - Spain		1:33.68	2.37 Q
			BAS Josep Miquel	24.47	24.47	
			CATALA Francisco Javier	17.25	41.72	
			SAEZ Hugo Angel	8.51	50.23	
			CARRION Daniel	43.45	1:33.68	
7	1	2	RSA - South Africa		1:35.81	4.50 Q
			van ACHTERBERGH Paul	24.54	24.54	
			VISSER Rudolf	17.73	42.27	
			van NIEKERK Barend	11.29	53.56	
			MARAIS David	42.25	1:35.81	
8	2	3	BEL - Belgium		1:36.33	5.02 Q
			SORET Bastien	24.37	24.37	
			BAELUS Wouter	19.12	43.49	
			LECOUTERE Jeroen	13.71	57.20	
			BOLCKMANS Lenz	39.13	1:36.33	



Heats

Rank	Heat	Lane	NOC / Name	50m	Time	Time Behind
9	2	6	JPN - Japan		1:36.40	5.09
			NAKAMOTO Naoya	24.75	24.75	
			NAGATAKE Kohsuke	34.45	59.20	
			OSHIMA Keisuke	-8.73	50.47	
			SAKAMOTO Riku	45.93	1:36.40	
10	1	6	CAN - Canada		1:38.96	7.65
			LEITCH Ian	24.73	24.73	
			GIRALDO Nelson	20.44	45.17	
			WALTERS William	26.79	1:11.96	
			FILICE Julian Mark	27.00	1:38.96	

LEGEND

Q Qualified for the next phase R.T. Reaction time



RESULTBOOK

LIFE SAVING

Men's Team 4x50m Medley Relay Final



The World Games
2013 CALI
Fair Play To The Planet



A STAR ALLIANCE MEMBER



Tu mundo amigable





Start List

Lista de Partida

EVENT NO. 16

	Record	Splits	NOC (Relay)	Location	Date
WR	1:29.35		ITA - Italy	Riccione (ITA)	29 MAR 2009
WG	1:29.97		CHN - China	Kaohsiung (TPE)	23 JUL 2009

Final

Lane	NOC	Name	Year of Birth	Qualifying Time	Time	Rank
1	RSA - South Africa	van ACHTERBERGH Paul	1994	1:35.81		
		VISSER Rudolf	1996			
		van NIEKERK Barend	1983			
		MARAIS David	1990			
2	CHN - People'S Republic Of China	YE Zhengchao	1995	1:33.63		
		ZHANG BiaoHong	1986			
		XIE Zhongjie	1994			
		CUI Wei	1987			
3	GER - Germany	ERTEL Christian	1990	1:31.37		
		SEZEN Anil	1992			
		HASSEMEIER Marcel	1990			
		FLUGEL Adrian	1991			
4	ITA - Italy	PINOTTI Federico	1983	1:31.31		
		BONANNI Francesco	1990			
		GIORDANO Francesco	1995			
		COSTAMAGNA Stefano	1993			
5	FRA - France	BADRE Jeremy	1990	1:31.36		
		CALEY Pierre	1990			
		MAISONNEUVE Marvin	1991			
		LACLAUSTRA Florian	1988			
6	NED - Netherlands	van der MEIJ Melvin	1993	1:33.18		
		CRIJNS Peter	1988			
		van BOMMEL Ruud	1989			
		LOMMERS Tom	1990			
7	ESP - Spain	BAS Josep Miquel	1993	1:33.68		
		CATALA Francisco Javier	1989			
		SAEZ Hugo Angel	1987			
		CARRION Daniel	1989			
8	BEL - Belgium	LECOUTERE Jeroen	1987	1:36.33		
		SORET Bastien	1992			
		BOLCKMANS Lenz	1993			
		BECKERS Simon	1991			

Reserves

Lane	NOC	Qualifying Time	Time	Rank
	JPN - Japan	1:36.40		
	CAN - Canada	1:38.96		



LEGEND

WG World games record

WR World record





Results
Resultados
EVENT NO. 16

	Record	Splits	NOC (Relay)	Location	Date
WR	1:29.35		ITA - Italy	Riccione (ITA)	29 MAR 2009
WG	1:29.97		CHN - China	Kaohsiung (TPE)	23 JUL 2009

Final

Rank	Lane	NOC / Name	50m	Time	Time Behind
1	5	FRA - France BADRE Jeremy CALEY Pierre MAISONNEUVE Marvin LACLAUSTRA Florian	23.34 16.69 24.50 24.51	(1) 23.34 (1) 40.03 (7) 1:04.53 (1) 1:29.04	WR, WG
2	3	GER - Germany ERTEL Christian SEZEN Anil HASSEMEIER Marcel FLUGEL Adrian	23.76 17.62 9.38 38.68	(2) 23.76 (3) 41.38 (3) 50.76 (2) 1:29.44	0.40
3	4	ITA - Italy PINOTTI Federico BONANNI Francesco GIORDANO Francesco COSTAMAGNA Stefano	24.11 15.93 9.76 40.42	(5) 24.11 (2) 40.04 (1) 49.80 (3) 1:30.22	1.18
4	6	NED - Netherlands van der MEIJ Melvin CRIJNS Peter van BOMMEL Ruud LOMMERS Tom	23.77 17.88 8.81 40.94	(3) 23.77 (4) 41.65 (2) 50.46 (4) 1:31.40	2.36
5	1	RSA - South Africa van ACHTERBERGH Paul VISSER Rudolf van NIEKERK Barend MARAIS David	24.09 17.68 16.11 35.96	(4) 24.09 (5) 41.77 (5) 57.88 (5) 1:33.84	4.80
6	7	ESP - Spain BAS Josep Miquel CATALA Francisco Javier SAEZ Hugo Angel CARRION Daniel	24.47 17.86 20.90 32.20	(7) 24.47 (7) 42.33 (6) 1:03.23 (6) 1:35.43	6.39
7	8	BEL - Belgium LECOUTERE Jeroen SORET Bastien BOLCKMANS Lenz BECKERS Simon	24.28 18.04 14.75 40.45	(6) 24.28 (6) 42.32 (4) 57.07 (7) 1:37.52	8.48
	2	CHN - People'S Republic Of China YE Zhengchao ZHANG Biaohong XIE Zhongjie CUI Wei		DSQ	

LEGEND

DSQ Disqualified

R.T. Reaction time

WG World games record

WR World record

RESULTBOOK

LIFE SAVING

Women's Pool 50m Manikin Carry



The World Games
2013 CALI
Fair Play To The Planet



A STAR ALLIANCE MEMBER



Ti munda amaja





Entry List by Event

Lista de Inscripciones

As of THU 25 JUL 2013

EVENT NO. 9

	Record	Name	NOC Code	Location	Date
WR	35.26	PRELLE Elena	ITA	Livorno (ITA)	31 MAR 2006
WG	35.78	PRELLE Elena	ITA	Duisburg (GER)	21 JUL 2005

Number of entries: 20

Name	NOC Code	Year of Birth	Location of Qualification	Date of Qualification	Qualifying Time
1 PALM Anke	GER	1988			35.52
2 PIDELLO Chiara	ITA	1987			35.92
3 PRANZO Laura	ITA	1995			36.79
4 ROUSSEAU Magalie	FRA	1988			36.95
5 KASPERSKI Stephanie	GER	1987			37.02
6 VANDENABEELE Bieke	BEL	1984			37.10
7 BESCHERON Emmanuelle	FRA	1985			37.24
8 PEETERS Hannemie	BEL	1987			37.60
9 OP HET VELD Maïke	NED	1987			38.16
10 MORI Kuni	JPN	1978			38.30
11 KELLEENERS Leone	NED	1988			38.58
12 SHAW Brittany	CAN	1989			38.72
13 GARCIA Cristina	ESP	1990			39.03
14 BILLSON Carmel	RSA	1992			39.32
15 MITSUI Yurika	JPN	1992			39.37
16 VERGES Judit	ESP	1993			39.40
17 YUAN Ze	CHN	1994			40.05
18 ROGERS Guinivere	RSA	1990			40.84
19 CUNNINGHAM Margot	CAN	1993			41.71
20 DAI Xiaodie	CHN	1996			42.00

LEGEND

WG World games record

WR World record

Timing and Results provided by  TISSOT



Medallists
Lista de Medallas

Medal	Name	NOC
GOLD	ROUSSEAU Magalie	FRA - France
SILVER	BESCHERON Emmanuelle	FRA - France
BRONZE	VANDENABEELE Bieke	BEL - Belgium

RESULTBOOK

LIFE SAVING

Women's Pool 50m Manikin Carry Qualification



The World Games

2013 CALI

Fair Play To The Planet



A STAR ALLIANCE MEMBER



Ti munda amaja





Start List
Lista de Partida
EVENT NO. 9

	Record	Name	NOC Code	Location	Date
WR	35.26	PRELLE Elena	ITA	Livorno (ITA)	31 MAR 2006
WG	35.78	PRELLE Elena	ITA	Duisburg (GER)	21 JUL 2005

Heat 1 of 3

Lane	Name	NOC	Year of Birth	Qualifying Time	Time	Rank
2	MITSUI Yurika	JPN	1992	39.37		
3	OP HET VELD Maike	NED	1987	38.16		
4	PRANZO Laura	ITA	1995	36.79		
5	VANDENABEELE Bieke	BEL	1984	37.10		
6	SHAW Brittany	CAN	1989	38.72		
7	ROGERS Guinivere	RSA	1990	40.84		

Heat 2 of 3

Lane	Name	NOC	Year of Birth	Qualifying Time	Time	Rank
1	DAI Xiaodie	CHN	1996	42.00		
2	BILLSON Carmel	RSA	1992	39.32		
3	PEETERS Hannemie	BEL	1987	37.60		
4	PIDELLO Chiara	ITA	1987	35.92		
5	KASPERSKI Stephanie	GER	1987	37.02		
6	KELLEENERS Leone	NED	1988	38.58		
7	YUAN Ze	CHN	1994	40.05		

Heat 3 of 3

Lane	Name	NOC	Year of Birth	Qualifying Time	Time	Rank
1	CUNNINGHAM Margot	CAN	1993	41.71		
2	GARCIA Cristina	ESP	1990	39.03		
3	BESCHERON Emmanuelle	FRA	1985	37.24		
4	PALM Anke	GER	1988	35.52		
5	ROUSSEAU Magalie	FRA	1988	36.95		
6	MORI Kuni	JPN	1978	38.30		
7	VERGES Judit	ESP	1993	39.40		

LEGEND

WG World games record

WR World record



Results
 Resultados
EVENT NO. 9

	Record	Name	NOC Code	Location	Date
WR	35.26	PRELLE Elena	ITA	Livorno (ITA)	31 MAR 2006
WG	35.78	PRELLE Elena	ITA	Duisburg (GER)	21 JUL 2005

Heat 1 of 3

Rank	Lane	Name	NOC Code	Time	Time Behind
1	5	VANDENABEELE Bieke	BEL	37.92	
2	4	PRANZO Laura	ITA	38.20	0.28
3	3	OP HET VELD Maïke	NED	38.31	0.39
4	7	ROGERS Guinivere	RSA	41.60	3.68
5	6	SHAW Brittany	CAN	42.30	4.38
	2	MITSUI Yurika	JPN	DSQ	

Heat 2 of 3

Rank	Lane	Name	NOC Code	Time	Time Behind
1	4	PIDELLO Chiara	ITA	37.47	
2	3	PEETERS Hannemie	BEL	37.80	0.33
3	5	KASPERSKI Stephanie	GER	39.19	1.72
4	2	BILLSON Carmel	RSA	39.59	2.12
5	7	YUAN Ze	CHN	39.60	2.13
6	6	KELLEENERS Leone	NED	39.66	2.19
	1	DAI Xiaodie	CHN	DSQ	

Heat 3 of 3

Rank	Lane	Name	NOC Code	Time	Time Behind
1	5	ROUSSEAU Magalie	FRA	36.84	
2	4	PALM Anke	GER	37.47	0.63
3	3	BESCHERON Emmanuelle	FRA	37.54	0.70
4	6	MORI Kuni	JPN	38.52	1.68
5	2	GARCIA Cristina	ESP	40.77	3.93
6	7	VERGES Judit	ESP	41.98	5.14
7	1	CUNNINGHAM Margot	CAN	47.10	10.26

LEGEND

DSQ Disqualified

R.T. Reaction time



Results Summary

Resumen de Resultados

EVENT NO. 9

	Record	Name	NOC Code	Location	Date
WR	35.26	PRELLE Elena	ITA	Livorno (ITA)	31 MAR 2006
WG	35.78	PRELLE Elena	ITA	Duisburg (GER)	21 JUL 2005

Heats

Rank	Heat	Lane	Name	Year of Birth	NOC Code	Time	Time Behind
1	3	5	ROUSSEAU Magalie	1988	FRA	36.84	Q
2	2	4	PIDELLO Chiara	1987	ITA	37.47	0.63 Q
2	3	4	PALM Anke	1988	GER	37.47	0.63 Q
4	3	3	BESCHERON Emmanuelle	1985	FRA	37.54	0.70 Q
5	2	3	PEETERS Hannemie	1987	BEL	37.80	0.96 Q
6	1	5	VANDENABEELE Bieke	1984	BEL	37.92	1.08 Q
7	1	4	PRANZO Laura	1995	ITA	38.20	1.36 Q
8	1	3	OP HET VELD Maike	1987	NED	38.31	1.47 Q
9	3	6	MORI Kuni	1978	JPN	38.52	1.68
10	2	5	KASPERSKI Stephanie	1987	GER	39.19	2.35
11	2	2	BILLSON Carmel	1992	RSA	39.59	2.75
12	2	7	YUAN Ze	1994	CHN	39.60	2.76
13	2	6	KELLEENERS Leone	1988	NED	39.66	2.82
14	3	2	GARCIA Cristina	1990	ESP	40.77	3.93
15	1	7	ROGERS Guinivere	1990	RSA	41.60	4.76
16	3	7	VERGES Judit	1993	ESP	41.98	5.14
17	1	6	SHAW Brittany	1989	CAN	42.30	5.46
18	3	1	CUNNINGHAM Margot	1993	CAN	47.10	10.26
	1	2	MITSUI Yurika	1992	JPN	DSQ	
	2	1	DAI Xiaodie	1996	CHN	DSQ	

LEGEND

DSQ Disqualified

Q Qualified for the next phase

R.T. Reaction time

Timing and Results provided by 

RESULTBOOK

LIFE SAVING

Women's Pool 50m Manikin Carry Final



The World Games
2013 CALI
Fair Play To The Planet



A STAR ALLIANCE MEMBER



Tu mundo amigable





Start List
Lista de Partida
EVENT NO. 9

	Record	Name	NOC Code	Location	Date
WR	35.26	PRELLE Elena	ITA	Livorno (ITA)	31 MAR 2006
WG	35.78	PRELLE Elena	ITA	Duisburg (GER)	21 JUL 2005

Final

Lane	Name	NOC	Year of Birth	Qualifying Time	Time	Rank
1	PRANZO Laura	ITA	1995	38.20		
2	PEETERS Hannemie	BEL	1987	37.80		
3	PALM Anke	GER	1988	37.47		
4	ROUSSEAU Magalie	FRA	1988	36.84		
5	PIDELLO Chiara	ITA	1987	37.47		
6	BESCHERON Emmanuelle	FRA	1985	37.54		
7	VANDENABEELE Bieke	BEL	1984	37.92		
8	OP HET VELD Maike	NED	1987	38.31		

Reserves

Lane	Name	NOC	Year of Birth	Qualifying Time	Time	Rank
	MORI Kuni	JPN	1978	38.52		
	KASPERSKI Stephanie	GER	1987	39.19		

LEGEND

WG World games record WR World record



Results

Resultados

EVENT NO. 9

	Record	Name	NOC Code	Location	Date
WR	35.26	PRELLE Elena	ITA	Livorno (ITA)	31 MAR 2006
WG	35.78	PRELLE Elena	ITA	Duisburg (GER)	21 JUL 2005

Final

Rank	Lane	Name	NOC Code	Time	Time Behind
1	4	ROUSSEAU Magalie	FRA	35.84	
2	6	BESCHERON Emmanuelle	FRA	36.15	0.31
3	7	VANDENABEELE Bieke	BEL	36.22	0.38
4	5	PIDELLO Chiara	ITA	36.45	0.61
5	2	PEETERS Hannemie	BEL	37.20	1.36
6	3	PALM Anke	GER	38.00	2.16
7	1	PRANZO Laura	ITA	38.06	2.22
8	8	OP HET VELD Maike	NED	38.48	2.64

LEGEND

R.T. Reaction time

RESULTBOOK

LIFE SAVING

Women's Pool 100m Manikin Carry with Fins



The World Games
2013 CALI
Fair Play To The Planet



A STAR ALLIANCE MEMBER



Ti munda améjate





Entry List by Event

Lista de Inscripciones

As of THU 25 JUL 2013

EVENT NO. 5

	Record	Split	Name	NOC Code	Location	Date
WR	56.38		MOZZANICA Marta	ITA	Alicante (ESP)	21 SEP 2011
WG	56.97		SONG Jian-Rong	CHN	Kaohsiung (TPE)	23 JUL 2009

Number of entries: 20

Name	NOC Code	Year of Birth	Location of Qualification	Date of Qualification	Qualifying Time
1 HUNDT Aline	GER	1987			56.69
2 MOZZANICA Marta	ITA	1987			57.28
3 LUENGAS Maria	ESP	1992			57.94
4 PEULEN Anneloes	NED	1985			58.20
5 PRANDI Marcella	ITA	1983			58.53
6 WEYDERS Justine	FRA	1990			59.07
7 ERNICKE Laura	GER	1990			59.65
8 HAREL Johanna	FRA	1990			1:00.15
9 HUTTEN Ela	NED	1993			1:00.77
10 GARCIA Cristina	ESP	1990			1:01.20
11 BURGHARDT Christine	BEL	1994			1:01.37
12 YUAN Ze	CHN	1994			1:02.34
13 PRAYAL-BROWN Audrey	CAN	1987			1:03.80
14 ROGERS Guinivere	RSA	1990			1:03.80
15 PEETERS Hannemie	BEL	1987			1:03.95
16 ZHU Yiyun	CHN	1994			1:05.00
17 PLUMB Samantha	RSA	1989			1:05.86
18 MIZUMA Nami	JPN	1990			1:07.94
19 SAKAMOTO Kanako	JPN	1995			1:08.90
20 CUNNINGHAM Margot	CAN	1993			1:14.11

LEGEND

WG World games record

WR World record



Medallists
Lista de Medallas

Medal	Name	NOC
GOLD	MOZZANICA Marta	ITA - Italy
SILVER	PEULEN Anneloes	NED - Netherlands
BRONZE	PRANDI Marcella	ITA - Italy

RESULTBOOK

LIFE SAVING

Women's Pool 100m Manikin Carry with Fins Qualification



The World Games
2013 CALI
Fair Play To The Planet



A STAR ALLIANCE MEMBER



Tu mundo amigable





Start List

Lista de Partida

EVENT NO. 5

	Record	Split	Name	NOC Code	Location	Date
WR	56.38		MOZZANICA Marta	ITA	Alicante (ESP)	21 SEP 2011
WG	56.97		SONG Jian-Rong	CHN	Kaohsiung (TPE)	23 JUL 2009

Heat 1 of 3

Lane	Name	NOC	Year of Birth	Qualifying Time	Time	Rank
2	PEETERS Hannemie	BEL	1987	1:03.95		
3	HUTTEN Ela	NED	1993	1:00.77		
4	LUENGAS Maria	ESP	1992	57.94		
5	WEYDERS Justine	FRA	1990	59.07		
6	YUAN Ze	CHN	1994	1:02.34		
7	MIZUMA Nami	JPN	1990	1:07.94		

Heat 2 of 3

Lane	Name	NOC	Year of Birth	Qualifying Time	Time	Rank
1	CUNNINGHAM Margot	CAN	1993	1:14.11		
2	ROGERS Guinivere	RSA	1990	1:03.80		
3	HAREL Johanna	FRA	1990	1:00.15		
4	MOZZANICA Marta	ITA	1987	57.28		
5	PRANDI Marcella	ITA	1983	58.53		
6	BURGHARDT Christine	BEL	1994	1:01.37		
7	PLUMB Samantha	RSA	1989	1:05.86		

Heat 3 of 3

Lane	Name	NOC	Year of Birth	Qualifying Time	Time	Rank
1	SAKAMOTO Kanako	JPN	1995	1:08.90		
2	PRAYAL-BROWN Audrey	CAN	1987	1:03.80		
3	ERNICKE Laura	GER	1990	59.65		
4	HUNDT Aline	GER	1987	56.69		
5	PEULEN Anneloes	NED	1985	58.20		
6	GARCIA Cristina	ESP	1990	1:01.20		
7	ZHU Yiyun	CHN	1994	1:05.00		

LEGEND

WG World games record

WR World record



Results

Resultados

EVENT NO. 5

	Record	Split	Name	NOC Code	Location	Date
WR	56.38		MOZZANICA Marta	ITA	Alicante (ESP)	21 SEP 2011
WG	56.97		SONG Jian-Rong	CHN	Kaohsiung (TPE)	23 JUL 2009

Heat 1 of 3

Rank	Lane	Name	NOC Code	50m	Time	Time Behind
1	4	LUENGAS Maria	ESP		58.50	
2	5	WEYDERS Justine	FRA		59.68	1.18
3	3	HUTTEN Ela	NED		1:02.46	3.96
4	6	YUAN Ze	CHN		1:02.75	4.25
5	2	PEETERS Hannemie	BEL		1:07.90	9.40
6	7	MIZUMA Nami	JPN		1:09.20	10.70

Heat 2 of 3

Rank	Lane	Name	NOC Code	50m	Time	Time Behind
1	4	MOZZANICA Marta	ITA		57.29	
2	5	PRANDI Marcella	ITA		57.43	0.14
3	3	HAREL Johanna	FRA		1:02.47	5.18
4	6	BURGHARDT Christine	BEL		1:04.28	6.99
5	2	ROGERS Guinivere	RSA		1:04.98	7.69
6	7	PLUMB Samantha	RSA		1:05.37	8.08
7	1	CUNNINGHAM Margot	CAN		1:16.81	19.52



Heat 3 of 3

Rank	Lane	Name	NOC Code	50m	Time	Time Behind
1	4	HUNDT Aline	GER		58.41	
2	5	PEULEN Anneloes	NED		58.67	0.26
3	3	ERNICKE Laura	GER		1:00.25	1.84
4	6	GARCIA Cristina	ESP		1:03.21	4.80
5	2	PRAYAL-BROWN Audrey	CAN		1:08.47	10.06
6	1	SAKAMOTO Kanako	JPN		1:11.38	12.97
7	7	ZHU Yiyun	CHN		1:43.35	44.94

LEGEND

R.T. Reaction time



Results Summary
Resumen de Resultados
EVENT NO. 5

	Record	Split	Name	NOC Code	Location	Date
WR	56.38		MOZZANICA Marta	ITA	Alicante (ESP)	21 SEP 2011
WG	56.97		SONG Jian-Rong	CHN	Kaohsiung (TPE)	23 JUL 2009

Heats

Rank	Heat	Lane	Name	Year of Birth	NOC Code	50m	Time	Time Behind
1	2	4	MOZZANICA Marta	1987	ITA		57.29	Q
2	2	5	PRANDI Marcella	1983	ITA		57.43	0.14 Q
3	3	4	HUNDT Aline	1987	GER		58.41	1.12 Q
4	1	4	LUENGAS Maria	1992	ESP		58.50	1.21 Q
5	3	5	PEULEN Anneloes	1985	NED		58.67	1.38 Q
6	1	5	WEYDERS Justine	1990	FRA		59.68	2.39 Q
7	3	3	ERNICKE Laura	1990	GER		1:00.25	2.96 Q
8	1	3	HUTTEN Ela	1993	NED		1:02.46	5.17 Q
9	2	3	HAREL Johanna	1990	FRA		1:02.47	5.18
10	1	6	YUAN Ze	1994	CHN		1:02.75	5.46
11	3	6	GARCIA Cristina	1990	ESP		1:03.21	5.92
12	2	6	BURGHARDT Christine	1994	BEL		1:04.28	6.99
13	2	2	ROGERS Guinivere	1990	RSA		1:04.98	7.69
14	2	7	PLUMB Samantha	1989	RSA		1:05.37	8.08
15	1	2	PEETERS Hannemie	1987	BEL		1:07.90	10.61
16	3	2	PRAYAL-BROWN Audrey	1987	CAN		1:08.47	11.18
17	1	7	MIZUMA Nami	1990	JPN		1:09.20	11.91
18	3	1	SAKAMOTO Kanako	1995	JPN		1:11.38	14.09
19	2	1	CUNNINGHAM Margot	1993	CAN		1:16.81	19.52
20	3	7	ZHU Yiyun	1994	CHN		1:43.35	46.06

LEGEND

Q Qualified for the next phase R.T. Reaction time

RESULTBOOK

LIFE SAVING

Women's Pool 100m Manikin Carry with Fins Final



The World Games
2013 CALI
Fair Play To The Planet



A STAR ALLIANCE MEMBER



Tu mundo amigable





Start List
Lista de Partida
EVENT NO. 5

	Record	Split	Name	NOC Code	Location	Date
WR	56.38		MOZZANICA Marta	ITA	Alicante (ESP)	21 SEP 2011
WG	56.97		SONG Jian-Rong	CHN	Kaohsiung (TPE)	23 JUL 2009

Final

Lane	Name	NOC	Year of Birth	Qualifying Time	Time	Rank
1	ERNICKE Laura	GER	1990	1:00.25		
2	PEULEN Anneloes	NED	1985	58.67		
3	HUNDT Aline	GER	1987	58.41		
4	MOZZANICA Marta	ITA	1987	57.29		
5	PRANDI Marcella	ITA	1983	57.43		
6	LUENGAS Maria	ESP	1992	58.50		
7	WEYDERS Justine	FRA	1990	59.68		
8	HUTTEN Ela	NED	1993	1:02.46		

Reserves

Lane	Name	NOC	Year of Birth	Qualifying Time	Time	Rank
	HAREL Johanna	FRA	1990	1:02.47		
	YUAN Ze	CHN	1994	1:02.75		

LEGEND

WG World games record

WR World record



Results

Resultados

EVENT NO. 5

	Record	Split	Name	NOC Code	Location	Date
WR	56.38		MOZZANICA Marta	ITA	Alicante (ESP)	21 SEP 2011
WG	56.97		SONG Jian-Rong	CHN	Kaohsiung (TPE)	23 JUL 2009

Final

Rank	Lane	Name	NOC Code	50m	Time	Time Behind
1	4	MOZZANICA Marta	ITA		56.59	WG
2	2	PEULEN Anneloes	NED		57.01	0.42
3	5	PRANDI Marcella	ITA		57.02	0.43
4	7	WEYDERS Justine	FRA		58.61	2.02
5	6	LUENGAS Maria	ESP		58.63	2.04
6	3	HUNDT Aline	GER		58.88	2.29
7	1	ERNICKE Laura	GER		1:00.84	4.25
8	8	HUTTEN Ela	NED		1:03.66	7.07

LEGEND

R.T. Reaction time

WG World games record

RESULTBOOK

LIFE SAVING

Women's Pool 100m Manikin Tow with Fins



The World Games
2013 CALI
Fair Play To The Planet



A STAR ALLIANCE MEMBER





Entry List by Event

Lista de Inscripciones

As of THU 25 JUL 2013

EVENT NO. 13

Record	Split	Name	NOC Code	Location	Date
WR	59.81	WEYDERS Justine	FRA	Adelaide (AUS)	14 NOV 2012


Number of entries: 20

Name	NOC Code	Year of Birth	Location of Qualification	Date of Qualification	Qualifying Time
1 WEYDERS Justine	FRA	1990			58.91
2 MOZZANICA Marta	ITA	1987			1:00.38
3 BURGHARDT Christine	BEL	1994			1:00.81
4 PRANZO Laura	ITA	1995			1:00.87
5 LUENGAS Maria	ESP	1992			1:00.97
6 OP HET VELD Maïke	NED	1987			1:01.09
7 PEULEN Anneloes	NED	1985			1:02.03
8 HAREL Johanna	FRA	1990			1:02.47
9 HUNDT Aline	GER	1987			1:02.50
10 KASPERSKI Stephanie	GER	1987			1:02.97
11 GARCIA Cristina	ESP	1990			1:03.91
12 FINDLAY-SHIRRAS Gail	CAN	1983			1:04.66
13 SAKAMOTO Kanako	JPN	1995			1:05.05
14 PRAYAL-BROWN Audrey	CAN	1987			1:05.60
15 MIZUMA Nami	JPN	1990			1:05.80
16 DAI Xiaodie	CHN	1996			1:06.00
17 YUAN Ze	CHN	1994			1:06.00
18 BOOGAERTS Sofie	BEL	1995			1:06.24
19 PLUMB Samantha	RSA	1989			1:06.42
20 BRODERICK Jayne	RSA	1986			1:09.19

LEGEND

WG World games record

WR World record

Timing and Results provided by 



Medallists
Lista de Medallas

Medal	Name	NOC
GOLD	WEYDERS Justine	FRA - France
SILVER	LUENGAS Maria	ESP - Spain
BRONZE	OP HET VELD Maike	NED - Netherlands

RESULTBOOK

LIFE SAVING

Women's Pool 100m Manikin Tow with Fins Qualification



The World Games
2013 CALI
Fair Play To The Planet



A STAR ALLIANCE MEMBER



Tu vida es tu meta





Start List
Lista de Partida
EVENT NO. 13

	Record	Split	Name	NOC Code	Location	Date
WR	59.81		WEYDERS Justine	FRA	Adelaide (AUS)	14 NOV 2012

Heat 1 of 3

Lane	Name	NOC	Year of Birth	Qualifying Time	Time	Rank
2	MIZUMA Nami	JPN	1990	1:05.80		
3	HUNDT Aline	GER	1987	1:02.50		
4	BURGHARDT Christine	BEL	1994	1:00.81		
5	OP HET VELD Maike	NED	1987	1:01.09		
6	FINDLAY-SHIRRAS Gail	CAN	1983	1:04.66		
7	BOOGAERTS Sofie	BEL	1995	1:06.24		

Heat 2 of 3

Lane	Name	NOC	Year of Birth	Qualifying Time	Time	Rank
1	BRODERICK Jayne	RSA	1986	1:09.19		
2	PRAYAL-BROWN Audrey	CAN	1987	1:05.60		
3	HAREL Johanna	FRA	1990	1:02.47		
4	MOZZANICA Marta	ITA	1987	1:00.38		
5	LUENGAS Maria	ESP	1992	1:00.97		
6	GARCIA Cristina	ESP	1990	1:03.91		
7	DAI Xiaodie	CHN	1996	1:06.00		

Heat 3 of 3

Lane	Name	NOC	Year of Birth	Qualifying Time	Time	Rank
1	PLUMB Samantha	RSA	1989	1:06.42		
2	SAKAMOTO Kanako	JPN	1995	1:05.05		
3	PEULEN Anneloes	NED	1985	1:02.03		
4	WEYDERS Justine	FRA	1990	58.91		
5	PRANZO Laura	ITA	1995	1:00.87		
6	KASPERSKI Stephanie	GER	1987	1:02.97		
7	YUAN Ze	CHN	1994	1:06.00		

LEGEND

WG World games record

WR World record



Results
Resultados
EVENT NO. 13

Record	Split	Name	NOC Code	Location	Date
WR	59.81	WEYDERS Justine	FRA	Adelaide (AUS)	14 NOV 2012

Heat 1 of 3

Rank	Lane	Name	NOC Code	50m	Time	Time Behind
1	4	BURGHARDT Christine	BEL	(1) 25.37	1:02.61 37.24	
2	3	HUNDT Aline	GER	(3) 26.67	1:03.00 36.33	0.39
3	5	OP HET VELD Maike	NED	(4) 26.70	1:03.13 36.43	0.52
4	6	FINDLAY-SHIRRAS Gail	CAN	(5) 27.00	1:05.89 38.89	3.28
5	2	MIZUMA Nami	JPN	(2) 26.53	1:06.40 39.87	3.79
6	7	BOOGAERTS Sofie	BEL	(6) 28.55	1:07.33 38.78	4.72

Heat 2 of 3

Rank	Lane	Name	NOC Code	50m	Time	Time Behind
1	4	MOZZANICA Marta	ITA	(1) 24.94	1:02.23 37.29	
2	5	LUENGAS Maria	ESP	(3) 25.58	1:02.29 36.71	0.06
3	3	HAREL Johanna	FRA	(2) 25.20	1:02.48 37.28	0.25
4	6	GARCIA Cristina	ESP	(5) 26.80	1:06.45 39.65	4.22
5	1	BRODERICK Jayne	RSA	(6) 27.27	1:11.10 43.83	8.87
6	7	DAI Xiaodie	CHN	(7) 28.20	1:13.30 45.10	11.07
7	2	PRAYAL-BROWN Audrey	CAN	(4) 26.65	1:16.31 49.66	14.08



Heat 3 of 3

Rank	Lane	Name	NOC Code	50m	Time	Time Behind
1	4	WEYDERS Justine	FRA	(1) 24.63	1:00.33 35.70	
2	3	PEULEN Anneloes	NED	(3) 25.95	1:02.49 36.54	2.16
3	6	KASPERSKI Stephanie	GER	(5) 26.22	1:04.39 38.17	4.06
4	1	PLUMB Samantha	RSA	(6) 26.27	1:05.72 39.45	5.39
5	5	PRANZO Laura	ITA	(2) 25.48	1:06.07 40.59	5.74
6	2	SAKAMOTO Kanako	JPN	(7) 26.93	1:07.95 41.02	7.62
7	7	YUAN Ze	CHN	(4) 25.98	1:09.68 43.70	9.35

LEGEND

Q Qualified for the next phase

R.T. Reaction time

WG World games record



Results Summary

Resumen de Resultados

EVENT NO. 13

	Record	Split	Name	NOC Code	Location	Date
WR	59.81		WEYDERS Justine	FRA	Adelaide (AUS)	14 NOV 2012

Heats

Rank	Heat	Lane	Name	Year of Birth	NOC Code	50m	Time	Time Behind
1	3	4	WEYDERS Justine	1990	FRA	24.63	1:00.33 35.70	Q
2	2	4	MOZZANICA Marta	1987	ITA	24.94	1:02.23 37.29	1.90 Q
3	2	5	LUENGAS Maria	1992	ESP	25.58	1:02.29 36.71	1.96 Q
4	2	3	HAREL Johanna	1990	FRA	25.20	1:02.48 37.28	2.15 Q
5	3	3	PEULEN Anneloes	1985	NED	25.95	1:02.49 36.54	2.16 Q
6	1	4	BURGHARDT Christine	1994	BEL	25.37	1:02.61 37.24	2.28 Q
7	1	3	HUNDT Aline	1987	GER	26.67	1:03.00 36.33	2.67 Q
8	1	5	OP HET VELD Maike	1987	NED	26.70	1:03.13 36.43	2.80 Q
9	3	6	KASPERSKI Stephanie	1987	GER	26.22	1:04.39 38.17	4.06
10	3	1	PLUMB Samantha	1989	RSA	26.27	1:05.72 39.45	5.39
11	1	6	FINDLAY-SHIRRAS Gail	1983	CAN	27.00	1:05.89 38.89	5.56
12	3	5	PRANZO Laura	1995	ITA	25.48	1:06.07 40.59	5.74
13	1	2	MIZUMA Nami	1990	JPN	26.53	1:06.40 39.87	6.07
14	2	6	GARCIA Cristina	1990	ESP	26.80	1:06.45 39.65	6.12
15	1	7	BOOGAERTS Sofie	1995	BEL	28.55	1:07.33 38.78	7.00
16	3	2	SAKAMOTO Kanako	1995	JPN	26.93	1:07.95 41.02	7.62
17	3	7	YUAN Ze	1994	CHN	25.98	1:09.68 43.70	9.35
18	2	1	BRODERICK Jayne	1986	RSA	27.27	1:11.10 43.83	10.77
19	2	7	DAI Xiaodie	1996	CHN	28.20	1:13.30 45.10	12.97
20	2	2	PRAYAL-BROWN Audrey	1987	CAN	26.65	1:16.31 49.66	15.98

LEGEND

Q Qualified for the next phase R.T. Reaction time

RESULTBOOK

LIFE SAVING

Women's Pool 100m Manikin Tow with Fins Final



The World Games
2013 CALI
Fair Play To The Planet



A STAR ALLIANCE MEMBER





Start List

Lista de Partida

EVENT NO. 13

Record	Split	Name	NOC Code	Location	Date
WR	59.81	WEYDERS Justine	FRA	Adelaide (AUS)	14 NOV 2012

Final

Lane	Name	NOC	Year of Birth	Qualifying Time	Time	Rank
1	HUNDT Aline	GER	1987	1:03.00		
2	PEULEN Anneloes	NED	1985	1:02.49		
3	LUENGAS Maria	ESP	1992	1:02.29		
4	WEYDERS Justine	FRA	1990	1:00.33		
5	MOZZANICA Marta	ITA	1987	1:02.23		
6	HAREL Johanna	FRA	1990	1:02.48		
7	BURGHARDT Christine	BEL	1994	1:02.61		
8	OP HET VELD Maike	NED	1987	1:03.13		

Reserves

Lane	Name	NOC	Year of Birth	Qualifying Time	Time	Rank
	KASPERSKI Stephanie	GER	1987	1:04.39		
	PLUMB Samantha	RSA	1989	1:05.72		

LEGEND

WG World games record

WR World record



Results
Resultados
EVENT NO. 13

	Record	Split	Name	NOC Code	Location	Date
WR	59.81		WEYDERS Justine	FRA	Adelaide (AUS)	14 NOV 2012
WG	1:00.33		WEYDERS Justine	FRA	Cali (COL)	27 JUL 2013

Final

Rank	Lane	Name	NOC Code	50m	Time	Time Behind
1	4	WEYDERS Justine	FRA	(1) 24.45	59.68 35.23	WR, WG
2	3	LUENGAS Maria	ESP	(2) 25.04	1:01.60 36.56	1.92
3	8	OP HET VELD Maike	NED	(6) 25.66	1:02.35 36.69	2.67
4	6	HAREL Johanna	FRA	(3) 25.29	1:02.92 37.63	3.24
5	2	PEULEN Anneloes	NED	(7) 26.00	1:03.62 37.62	3.94
6	7	BURGHARDT Christine	BEL	(4) 25.51	1:03.88 38.37	4.20
7	5	MOZZANICA Marta	ITA	(5) 25.54	1:03.98 38.44	4.30
8	1	HUNDT Aline	GER	(8) 26.20	1:05.62 39.42	5.94

LEGEND

R.T. Reaction time

WG World games record

WR World record

RESULTBOOK

LIFE SAVING

Women's Pool 200m Obstacle



The World Games
2013 CALI
Fair Play To The Planet



A STAR ALLIANCE MEMBER



Tu mundo amigable





Entry List by Event

Lista de Inscripciones

As of THU 25 JUL 2013

EVENT NO. 1

	Record	Splits	Name	NOC Code	Location	Date
WR	2:01.88		LU Ying	CHN	Kaohsiung (TPE)	23 JUL 2009
WG	2:01.88		LU Ying	CHN	Kaohsiung (TPE)	23 JUL 2009

Number of entries: 20

Name	NOC Code	Year of Birth	Location of Qualification	Date of Qualification	Qualifying Time
1 ZHU Yiyun	CHN	1994			2:07.70
2 ZHENG Rongrong	CHN	1991			2:08.62
3 FABRE Margaux	FRA	1992			2:09.32
4 ROUSSEAU Magalie	FRA	1988			2:09.47
5 MESCHIARI Silvia	ITA	1992			2:10.68
6 CUNNINGHAM Margot	CAN	1993			2:14.00
7 STEPHENS Megan	RSA	1990			2:14.10
8 BILLSON Carmel	RSA	1992			2:16.48
9 PIDELLO Chiara	ITA	1987			2:16.48
10 LAMBOT Laurence	BEL	1991			2:16.57
11 SAKAMOTO Kanako	JPN	1995			2:16.91
12 MITSUI Yurika	JPN	1992			2:16.94
13 PALM Anke	GER	1988			2:17.10
14 SANCHEZ Veronica	ESP	1992			2:17.12
15 van GRIMBERGEN Ilvy	NED	1988			2:18.00
16 HUTTEN Ela	NED	1993			2:19.22
17 VERGES Judit	ESP	1993			2:19.23
18 SCHATZ Julia	GER	1986			2:21.18
19 VANDENABEELE Bieke	BEL	1984			2:24.50
20 FERGUSON Alexandra Suzanne	CAN	1987			2:25.89

LEGEND

WG World games record

WR World record

Timing and Results provided by 



Medallists

 Lista de Medallas

Medal	Name	NOC
GOLD	MESCHIARI Silvia	ITA - Italy
SILVER	ZHENG Rongrong	CHN - People'S Republic Of China
BRONZE	ROUSSEAU Magalie	FRA - France

RESULTBOOK

LIFE SAVING

Women's Pool 200m Obstacle Qualification



The World Games
2013 CALI
Fair Play To The Planet



A STAR ALLIANCE MEMBER



Ti munda améjate





Start List
Lista de Partida
EVENT NO. 1

	Record	Splits	Name	NOC Code	Location	Date
WR	2:01.88		LU Ying	CHN	Kaohsiung (TPE)	23 JUL 2009
WG	2:01.88		LU Ying	CHN	Kaohsiung (TPE)	23 JUL 2009

Heat 1 of 3

Lane	Name	NOC	Year of Birth	Qualifying Time	Time	Rank
2	van GRIMBERGEN Ilvy	NED	1988	2:18.00		
3	BILLSON Carmel	RSA	1992	2:16.48		
4	FABRE Margaux	FRA	1992	2:09.32		
5	CUNNINGHAM Margot	CAN	1993	2:14.00		
6	MITSUI Yurika	JPN	1992	2:16.94		
7	SCHATZ Julia	GER	1986	2:21.18		

Heat 2 of 3

Lane	Name	NOC	Year of Birth	Qualifying Time	Time	Rank
1	FERGUSON Alexandra Suzanne	CAN	1987	2:25.89		
2	SANCHEZ Veronica	ESP	1992	2:17.12		
3	PIDELLO Chiara	ITA	1987	2:16.48		
4	ZHENG Rongrong	CHN	1991	2:08.62		
5	MESCHIARI Silvia	ITA	1992	2:10.68		
6	SAKAMOTO Kanako	JPN	1995	2:16.91		
7	VERGES Judit	ESP	1993	2:19.23		

Heat 3 of 3

Lane	Name	NOC	Year of Birth	Qualifying Time	Time	Rank
1	VANDENABEELE Bieke	BEL	1984	2:24.50		
2	PALM Anke	GER	1988	2:17.10		
3	STEPHENS Megan	RSA	1990	2:14.10		
4	ZHU Yiyun	CHN	1994	2:07.70		
5	ROUSSEAU Magalie	FRA	1988	2:09.47		
6	LAMBOT Laurence	BEL	1991	2:16.57		
7	HUTTEN Ela	NED	1993	2:19.22		

LEGEND

WG World games record

WR World record



Results
Resultados
EVENT NO. 1

	Record	Splits	Name	NOC Code	Location	Date
WR	2:01.88		LU Ying	CHN	Kaohsiung (TPE)	23 JUL 2009
WG	2:01.88		LU Ying	CHN	Kaohsiung (TPE)	23 JUL 2009

Heat 1 of 3

Rank	Lane	Name	NOC Code	50m	100m	150m	Time	Time Behind
1	4	FABRE Margaux	FRA	(1) 31.48	(1) 1:05.12 33.64	(1) 1:39.96 34.84	2:14.95 34.99	
2	5	CUNNINGHAM Margot	CAN	(3) 32.29	(3) 1:07.02 34.73	(2) 1:42.30 35.28	2:17.72 35.42	2.77
3	3	BILLSON Carmel	RSA	(2) 31.74	(2) 1:06.41 34.67	(3) 1:42.51 36.10	2:17.99 35.48	3.04
4	6	MITSUI Yurika	JPN	(4) 32.62	(4) 1:07.69 35.07	(4) 1:43.31 35.62	2:19.19 35.88	4.24
5	7	SCHATZ Julia	GER	(5) 32.67	(5) 1:09.38 36.71	(5) 1:47.81 38.43	2:26.12 38.31	11.17
6	2	van GRIMBERGEN Ilvy	NED	(6) 34.44	(6) 1:12.57 38.13	(6) 1:54.24 41.67	2:36.50 42.26	21.55

Heat 2 of 3

Rank	Lane	Name	NOC Code	50m	100m	150m	Time	Time Behind
1	5	MESCHIARI Silvia	ITA	(2) 30.55	(2) 1:03.91 33.36	(2) 1:38.07 34.16	2:11.06 32.99	
2	4	ZHENG Rongrong	CHN	(1) 30.25	(1) 1:03.48 33.23	(1) 1:37.21 33.73	2:11.12 33.91	0.06
3	3	PIDELLO Chiara	ITA	(3) 31.47	(3) 1:06.39 34.92	(3) 1:42.25 35.86	2:18.72 36.47	7.66
4	7	VERGES Judit	ESP	(5) 32.47	(5) 1:08.05 35.58	(4) 1:44.66 36.61	2:21.88 37.22	10.82
5	6	SAKAMOTO Kanako	JPN	(4) 31.76	(4) 1:08.01 36.25	(5) 1:46.95 38.94	2:26.27 39.32	15.21
6	1	FERGUSON Alexandra Suzanne	CAN	(6) 35.03	(6) 1:13.42 38.39	(6) 1:53.54 40.12	2:33.31 39.77	22.25
7	2	SANCHEZ Veronica	ESP	(7) 35.24	(7) 1:13.79 38.55	(7) 1:54.02 40.23	2:34.04 40.02	22.98



Heat 3 of 3

Rank	Lane	Name	NOC Code	50m	100m	150m	Time	Time Behind
1	4	ZHU Yiyun	CHN	(6) 32.47	(5) 1:06.65 34.18	(2) 1:40.79 34.14	2:14.82 34.03	
2	5	ROUSSEAU Magalie	FRA	(3) 31.71	(1) 1:05.87 34.16	(1) 1:40.52 34.65	2:15.10 34.58	0.28
3	3	STEPHENS Megan	RSA	(4) 31.89	(4) 1:06.44 34.55	(3) 1:41.04 34.60	2:16.03 34.99	1.21
4	2	PALM Anke	GER	(1) 31.16	(3) 1:06.37 35.21	(5) 1:43.25 36.88	2:20.50 37.25	5.68
5	6	LAMBOT Laurence	BEL	(2) 31.50	(2) 1:06.25 34.75	(4) 1:42.34 36.09	2:21.08 38.74	6.26
6	7	HUTTEN Ela	NED	(5) 31.97	(6) 1:07.17 35.20	(6) 1:43.98 36.81	2:21.10 37.12	6.28
7	1	VANDENABEELE Bieke	BEL	(7) 36.32	(7) 1:18.01 41.69	(7) 2:01.72 43.71	2:44.76 43.04	29.94

LEGEND

R.T. Reaction time



Results Summary
Resumen de Resultados
EVENT NO. 1

	Record	Splits	Name	NOC Code	Location	Date
WR	2:01.88		LU Ying	CHN	Kaohsiung (TPE)	23 JUL 2009
WG	2:01.88		LU Ying	CHN	Kaohsiung (TPE)	23 JUL 2009

Heats

Rank	Heat	Lane	Name	Year of Birth	NOC Code	50m	100m	150m	Time	Time Behind
1	2	5	MESCHIARI Silvia	1992	ITA	30.55	1:03.91	1:38.07	2:11.06	Q
							33.36	34.16	32.99	
2	2	4	ZHENG Rongrong	1991	CHN	30.25	1:03.48	1:37.21	2:11.12	0.06 Q
							33.23	33.73	33.91	
3	3	4	ZHU Yiyun	1994	CHN	32.47	1:06.65	1:40.79	2:14.82	3.76 Q
							34.18	34.14	34.03	
4	1	4	FABRE Margaux	1992	FRA	31.48	1:05.12	1:39.96	2:14.95	3.89 Q
							33.64	34.84	34.99	
5	3	5	ROUSSEAU Magalie	1988	FRA	31.71	1:05.87	1:40.52	2:15.10	4.04 Q
							34.16	34.65	34.58	
6	3	3	STEPHENS Megan	1990	RSA	31.89	1:06.44	1:41.04	2:16.03	4.97 Q
							34.55	34.60	34.99	
7	1	5	CUNNINGHAM Margot	1993	CAN	32.29	1:07.02	1:42.30	2:17.72	6.66 Q
							34.73	35.28	35.42	
8	1	3	BILLSON Carmel	1992	RSA	31.74	1:06.41	1:42.51	2:17.99	6.93 Q
							34.67	36.10	35.48	
9	2	3	PIDELLO Chiara	1987	ITA	31.47	1:06.39	1:42.25	2:18.72	7.66
							34.92	35.86	36.47	
10	1	6	MITSUI Yurika	1992	JPN	32.62	1:07.69	1:43.31	2:19.19	8.13
							35.07	35.62	35.88	
11	3	2	PALM Anke	1988	GER	31.16	1:06.37	1:43.25	2:20.50	9.44
							35.21	36.88	37.25	
12	3	6	LAMBOT Laurence	1991	BEL	31.50	1:06.25	1:42.34	2:21.08	10.02
							34.75	36.09	38.74	
13	3	7	HUTTEN Ela	1993	NED	31.97	1:07.17	1:43.98	2:21.10	10.04
							35.20	36.81	37.12	
14	2	7	VERGES Judit	1993	ESP	32.47	1:08.05	1:44.66	2:21.88	10.82
							35.58	36.61	37.22	
15	1	7	SCHATZ Julia	1986	GER	32.67	1:09.38	1:47.81	2:26.12	15.06
							36.71	38.43	38.31	
16	2	6	SAKAMOTO Kanako	1995	JPN	31.76	1:08.01	1:46.95	2:26.27	15.21
							36.25	38.94	39.32	
17	2	1	FERGUSON Alexandra Suzanne	1987	CAN	35.03	1:13.42	1:53.54	2:33.31	22.25
							38.39	40.12	39.77	
18	2	2	SANCHEZ Veronica	1992	ESP	35.24	1:13.79	1:54.02	2:34.04	22.98
							38.55	40.23	40.02	
19	1	2	van GRIMBERGEN Ilvy	1988	NED	34.44	1:12.57	1:54.24	2:36.50	25.44
							38.13	41.67	42.26	
20	3	1	VANDENABEELE Bieke	1984	BEL	36.32	1:18.01	2:01.72	2:44.76	33.70
							41.69	43.71	43.04	

LEGEND

Q Qualified for the next phase **R.T.** Reaction time

RESULTBOOK

LIFE SAVING

Women's Pool 200m Obstacle Final



The World Games
2013 CALI
Fair Play To The Planet



A STAR ALLIANCE MEMBER



Tu mundo amigable





Start List
Lista de Partida
EVENT NO. 1

	Record	Splits	Name	NOC Code	Location	Date
WR	2:01.88		LU Ying	CHN	Kaohsiung (TPE)	23 JUL 2009
WG	2:01.88		LU Ying	CHN	Kaohsiung (TPE)	23 JUL 2009

Final

Lane	Name	NOC	Year of Birth	Qualifying Time	Time	Rank
1	CUNNINGHAM Margot	CAN	1993	2:17.72		
2	ROUSSEAU Magalie	FRA	1988	2:15.10		
3	ZHU Yiyun	CHN	1994	2:14.82		
4	MESCHIARI Silvia	ITA	1992	2:11.06		
5	ZHENG Rongrong	CHN	1991	2:11.12		
6	FABRE Margaux	FRA	1992	2:14.95		
7	STEPHENS Megan	RSA	1990	2:16.03		
8	BILLSON Carmel	RSA	1992	2:17.99		

Reserves

Lane	Name	NOC	Year of Birth	Qualifying Time	Time	Rank
	PIDELLO Chiara	ITA	1987	2:18.72		
	MITSUI Yurika	JPN	1992	2:19.19		

LEGEND

WG World games record

WR World record



Results

Resultados

EVENT NO. 1

	Record	Splits	Name	NOC Code	Location	Date
WR	2:01.88		LU Ying	CHN	Kaohsiung (TPE)	23 JUL 2009
WG	2:01.88		LU Ying	CHN	Kaohsiung (TPE)	23 JUL 2009

Final

Rank	Lane	Name	NOC Code	50m	100m	150m	Time	Time Behind
1	4	MESCHIARI Silvia	ITA	(2) 30.55	(2) 1:03.80 33.25	(2) 1:37.35 33.55	2:09.54 32.19	
2	5	ZHENG Rongrong	CHN	(1) 30.03	(1) 1:02.93 32.90	(1) 1:36.53 33.60	2:09.96 33.43	0.42
3	2	ROUSSEAU Magalie	FRA	(5) 31.31	(6) 1:05.87 34.56	(4) 1:39.83 33.96	2:12.71 32.88	3.17
4	6	FABRE Margaux	FRA	(3) 30.84	(3) 1:04.31 33.47	(3) 1:38.63 34.32	2:13.02 34.39	3.48
5	3	ZHU Yiyun	CHN	(7) 31.71	(5) 1:05.37 33.66	(5) 1:40.34 34.97	2:16.27 35.93	6.73
6	7	STEPHENS Megan	RSA	(4) 31.17	(4) 1:05.25 34.08	(6) 1:40.84 35.59	2:16.30 35.46	6.76
7	8	BILLSON Carmel	RSA	(8) 32.23	(8) 1:07.09 34.86	(8) 1:43.30 36.21	2:17.88 34.58	8.34
8	1	CUNNINGHAM Margot	CAN	(6) 31.57	(7) 1:06.29 34.72	(7) 1:42.42 36.13	2:18.40 35.98	8.86

LEGEND

R.T. Reaction time

RESULTBOOK

LIFE SAVING

Women's Pool 200m Super Lifesaver



The World Games
2013 CALI
Fair Play To The Planet



A STAR ALLIANCE MEMBER



Tu mundo amigable





Entry List by Event

Lista de Inscripciones

As of THU 25 JUL 2013

EVENT NO. 7

	Record	Splits	Name	NOC Code	Location	Date
WR	2:24.53		HIND Natasha	AUS	Adelaide (AUS)	9 NOV 2012

Number of entries: 20

Name	NOC Code	Year of Birth	Location of Qualification	Date of Qualification	Qualifying Time
1 PIDELLO Chiara	ITA	1987			2:28.06
2 PRANZO Laura	ITA	1995			2:30.41
3 SANCHEZ Veronica	ESP	1992			2:31.20
4 KASPERSKI Stephanie	GER	1987			2:31.52
5 ROUSSEAU Magalie	FRA	1988			2:32.08
6 FABRE Margaux	FRA	1992			2:32.17
7 OP HET VELD Maike	NED	1987			2:32.25
8 ABASCAL Itziar	ESP	1989			2:33.40
9 SCHATZ Julia	GER	1986			2:33.84
10 FINDLAY-SHIRRAS Gail	CAN	1983			2:34.32
11 KELLEENERS Leone	NED	1988			2:35.28
12 MITSUI Yurika	JPN	1992			2:35.94
13 BILLSON Carmel	RSA	1992			2:39.16
14 STEPHENS Megan	RSA	1990			2:39.28
15 NASUKAWA Saaya	JPN	1991			2:40.30
16 BOOGAERTS Sofie	BEL	1995			2:42.78
17 LAMBOT Laurence	BEL	1991			2:46.56
18 DAI Xiaodie	CHN	1996			2:48.01
19 FERGUSON Alexandra Suzanne	CAN	1987			2:51.71
20 WU Chengying	CHN	1996			2:52.00

LEGEND

WG World games record

WR World record

Timing and Results provided by 



Medallists
Lista de Medallas

Medal	Name	NOC
GOLD	ROUSSEAU Magalie	FRA - France
SILVER	PIDELLO Chiara	ITA - Italy
BRONZE	PRANZO Laura	ITA - Italy

RESULTBOOK

LIFE SAVING

Women's Pool 200m Super Lifesaver Qualification



The World Games
2013 CALI
Fair Play To The Planet



A STAR ALLIANCE MEMBER



Ti munda améjalo





Start List
Lista de Partida
EVENT NO. 7

	Record	Splits	Name	NOC Code	Location	Date
WR	2:24.53		HIND Natasha	AUS	Adelaide (AUS)	9 NOV 2012

Heat 1 of 3

Lane	Name	NOC	Year of Birth	Qualifying Time	Time	Rank
2	NASUKAWA Saaya	JPN	1991	2:40.30		
3	SCHATZ Julia	GER	1986	2:33.84		
4	SANCHEZ Veronica	ESP	1992	2:31.20		
5	FABRE Margaux	FRA	1992	2:32.17		
6	MITSUI Yurika	JPN	1992	2:35.94		
7	DAI Xiaodie	CHN	1996	2:48.01		

Heat 2 of 3

Lane	Name	NOC	Year of Birth	Qualifying Time	Time	Rank
1	WU Chengying	CHN	1996	2:52.00		
2	STEPHENS Megan	RSA	1990	2:39.28		
3	ABASCAL Itziar	ESP	1989	2:33.40		
4	PRANZO Laura	ITA	1995	2:30.41		
5	ROUSSEAU Magalie	FRA	1988	2:32.08		
6	KELLENNERS Leone	NED	1988	2:35.28		
7	LAMBOT Laurence	BEL	1991	2:46.56		

Heat 3 of 3

Lane	Name	NOC	Year of Birth	Qualifying Time	Time	Rank
1	FERGUSON Alexandra Suzanne	CAN	1987	2:51.71		
2	BILLSON Carmel	RSA	1992	2:39.16		
3	OP HET VELD Maike	NED	1987	2:32.25		
4	PIDELLO Chiara	ITA	1987	2:28.06		
5	KASPERSKI Stephanie	GER	1987	2:31.52		
6	FINDLAY-SHIRRAS Gail	CAN	1983	2:34.32		
7	BOOGAERTS Sofie	BEL	1995	2:42.78		

LEGEND

WG World games record

WR World record



Results
Resultados
EVENT NO. 7

	Record	Splits	Name	NOC Code	Location	Date
WR	2:24.53		HIND Natasha	AUS	Adelaide (AUS)	9 NOV 2012

Heat 1 of 3

Rank	Lane	Name	NOC Code	50m	100m	150m	Time	Time Behind
1	5	FABRE Margaux	FRA	(3) 29.81	(1) 1:12.24 42.43	(1) 1:49.88 37.64	2:33.12 43.24	
2	4	SANCHEZ Veronica	ESP	(4) 31.55	(3) 1:16.95 45.40	(2) 1:53.58 36.63	2:37.87 44.29	4.75
3	6	MITSUI Yurika	JPN	(1) 19.10	(4) 1:17.93 58.83	(3) 1:55.26 37.33	2:38.63 43.37	5.51
4	7	DAI Xiaodie	CHN	(2) 29.56	(2) 1:16.49 46.93	(4) 1:55.74 39.25	2:46.38 50.64	13.26
	2	NASUKAWA Saaya	JPN				DSQ	
	3	SCHATZ Julia	GER				DSQ	

Heat 2 of 3

Rank	Lane	Name	NOC Code	50m	100m	150m	Time	Time Behind
1	4	PRANZO Laura	ITA	(3) 30.34	(1) 1:12.60 42.26	(1) 1:50.59 37.99	2:33.27 42.68	
2	5	ROUSSEAU Magalie	FRA	(4) 30.66	(2) 1:13.37 42.71	(2) 1:52.75 39.38	2:35.63 42.88	2.36
3	6	KELLENNERS Leone	NED	(7) 33.11	(4) 1:19.34 46.23	(3) 1:56.10 36.76	2:36.98 40.88	3.71
4	3	ABASCAL Itziar	ESP	(6) 32.60	(5) 1:20.75 48.15	(4) 1:58.04 37.29	2:42.14 44.10	8.87
5	2	STEPHENS Megan	RSA	(1) 28.54	(3) 1:19.31 50.77	(5) 2:01.20 41.89	2:51.42 50.22	18.15
6	7	LAMBOT Laurence	BEL	(5) 32.45	(6) 1:20.76 48.31	(6) 2:06.54 45.78	2:57.92 51.38	24.65
7	1	WU Chengying	CHN	(2) 28.92	(7) 1:28.27 59.35	(7) 2:10.27 42.00	3:02.02 51.75	28.75



Heat 3 of 3

Rank	Lane	Name	NOC Code	50m	100m	150m	Time	Time Behind
1	5	KASPERSKI Stephanie	GER	(2) 30.09	(2) 1:14.54 44.45	(1) 1:50.78 36.24	2:33.00 42.22	
2	3	OP HET VELD Maïke	NED	(5) 31.07	(4) 1:16.50 45.43	(3) 1:53.57 37.07	2:34.45 40.88	1.45
3	4	PIDELLO Chiara	ITA	(4) 30.64	(1) 1:14.50 43.86	(2) 1:52.15 37.65	2:35.32 43.17	2.32
4	6	FINDLAY-SHIRRAS Gail	CAN	(3) 30.58	(5) 1:17.51 46.93	(4) 1:55.86 38.35	2:38.15 42.29	5.15
5	2	BILLSON Carmel	RSA	(1) 18.07	(3) 1:16.44 58.37	(5) 1:56.70 40.26	2:40.93 44.23	7.93
6	7	BOOGAERTS Sofie	BEL	(6) 32.21	(6) 1:19.94 47.73	(6) 2:00.17 40.23	2:42.23 42.06	9.23
7	1	FERGUSON Alexandra Suzanne	CAN	(7) 32.97	(7) 1:26.33 53.36	(7) 2:07.25 40.92	2:51.27 44.02	18.27

LEGEND

DSQ Disqualified

R.T. Reaction time



RESULTBOOK

LIFE SAVING

Women's Pool 200m Super Lifesaver Final



The World Games
2013 CALI
Fair Play To The Planet



A STAR ALLIANCE MEMBER



Tu mundo amigable





Start List
Lista de Partida
EVENT NO. 7

	Record	Splits		Name	NOC Code	Location	Date
WR	2:24.53			HIND Natasha	AUS	Adelaide (AUS)	9 NOV 2012
WG	2:33.00	30.09	1:14.54	1:50.78 KASPERSKI Stephanie	GER	Cali (COL)	26 JUL 2013

Final

Lane	Name	NOC	Year of Birth	Qualifying Time	Time	Rank
1	KELLENNERS Leone	NED	1988	2:36.98		
2	PIDELLO Chiara	ITA	1987	2:35.32		
3	PRANZO Laura	ITA	1995	2:33.27		
4	KASPERSKI Stephanie	GER	1987	2:33.00		
5	FABRE Margaux	FRA	1992	2:33.12		
6	OP HET VELD Maike	NED	1987	2:34.45		
7	ROUSSEAU Magalie	FRA	1988	2:35.63		
8	SANCHEZ Veronica	ESP	1992	2:37.87		

Reserves

Lane	Name	NOC	Year of Birth	Qualifying Time	Time	Rank
	FINDLAY-SHIRRAS Gail	CAN	1983	2:38.15		
	MITSUI Yurika	JPN	1992	2:38.63		

LEGEND

WG World games record **WR** World record



Results

Resultados

EVENT NO. 7

	Record	Splits			Name	NOC Code	Location	Date
WR	2:24.53				HIND Natasha	AUS	Adelaide (AUS)	9 NOV 2012
WG	2:33.00	30.09	1:14.54	1:50.78	KASPERSKI Stephanie	GER	Cali (COL)	26 JUL 2013

Final

Rank	Lane	Name	NOC Code	50m	100m	150m	Time	Time Behind
1	7	ROUSSEAU Magalie	FRA	(4) 29.55	(2) 1:11.19 41.64	(2) 1:48.36 37.17	2:28.09 39.73	WG
2	2	PIDELLO Chiara	ITA	(5) 30.30	(4) 1:12.08 41.78	(4) 1:48.79 36.71	2:30.14 41.35	2.05
3	3	PRANZO Laura	ITA	(2) 28.93	(1) 1:11.18 42.25	(3) 1:48.71 37.53	2:32.44 43.73	4.35
4	5	FABRE Margaux	FRA	(3) 29.18	(3) 1:11.72 42.54	(5) 1:51.43 39.71	2:33.78 42.35	5.69
5	4	KASPERSKI Stephanie	GER	(1) 10.43	(5) 1:16.24 1:05.81	(1) 1:38.35 22.11	2:33.89 55.54	5.80
6	6	OP HET VELD Maïke	NED	(7) 31.28	(7) 1:17.38 46.10	(7) 1:53.87 36.49	2:35.29 41.42	7.20
7	8	SANCHEZ Veronica	ESP	(6) 31.08	(6) 1:16.72 45.64	(6) 1:53.09 36.37	2:38.38 45.29	10.29
	1	KELLEENERS Leone	NED				DSQ	

LEGEND

DSQ Disqualified

R.T. Reaction time

WG World games record

RESULTBOOK

LIFE SAVING

Women's Team 4x25m Manikin Relay



The World Games
2013 CALI
Fair Play To The Planet



A STAR ALLIANCE MEMBER



ti mana amaja





Medallists

 Lista de Medallas

Medal	NOC	Name
GOLD	GER - Germany	ERNICKE Laura PALM Anke SCHATZ Julia KASPERSKI Stephanie
SILVER	BEL - Belgium	BOOGAERTS Sofie VANDENABEELE Bieke LAMBOT Laurence PEETERS Hannemie
BRONZE	NED - Netherlands	KELLEENERS Leone HUTTEN Ela OP HET VELD Maike PEULEN Anneloes

RESULTBOOK

LIFE SAVING

Women's Team 4x25m Manikin Relay Qualification



The World Games
2013 CALI
Fair Play To The Planet



A STAR ALLIANCE MEMBER



Tu mundo amigable





Start List

Lista de Partida

EVENT NO. 11

	Record	Splits	NOC (Relay)	Location	Date
WR	1:23.05		BEL - Belgium	Adelaide (AUS)	8 NOV 2012
WG	1:26.39		NED - Netherlands	Duisburg (GER)	21 JUL 2005

Heat 1 of 2

Lane	NOC	Name	Year of Birth	Qualifying Time	Time	Rank
2	RSA - South Africa	BILLSON Carmel	1992	1:40.80		
		ROGERS Guinivere	1990			
		STEPHENS Megan	1990			
		BRODERICK Jayne	1986			
3	ESP - Spain	LUENGAS Maria	1992	1:33.11		
		GARCIA Cristina	1990			
		SANCHEZ Veronica	1992			
		VERGES Judit	1993			
4	ITA - Italy	PIDELLO Chiara	1987	1:24.36		
		PRANZO Laura	1995			
		MOZZANICA Marta	1987			
		PRANDI Marcella	1983			
5	GER - Germany	ERNICKE Laura	1990	1:25.10		
		PALM Anke	1988			
		SCHATZ Julia	1986			
		KASPERSKI Stephanie	1987			
6	CHN - People'S Republic Of China	DAI Xiaodie	1996	1:34.61		
		ZHU Yiyun	1994			
		YUAN Ze	1994			
		ZHENG Rongrong	1991			



Heat 2 of 2

Lane	NOC	Name	Year of Birth	Qualifying Time	Time	Rank
2	FRA - France	FABRE Margaux	1992	1:37.85		
		ROUSSEAU Magalie	1988			
		WEYDERS Justine	1990			
		BESCHERON Emmanuelle	1985			
3	JPN - Japan	MORI Kuni	1978	1:29.50		
		NASUKAWA Saaya	1991			
		MIZUMA Nami	1990			
		MITSUI Yurika	1992			
4	BEL - Belgium	BOOGAERTS Sofie	1995	1:23.05		
		VANDENABEELE Bieke	1984			
		LAMBOT Laurence	1991			
		PEETERS Hannemie	1987			
5	NED - Netherlands	KELLENNERS Leone	1988	1:24.66		
		HUTTEN Ela	1993			
		OP HET VELD Maike	1987			
		PEULEN Anneloes	1985			
6	CAN - Canada	SHAW Brittany	1989	1:33.95		
		FINDLAY-SHIRRAS Gail	1983			
		PRAYAL-BROWN Audrey	1987			
		CUNNINGHAM Margot	1993			

LEGEND

WG World games record

WR World record





Results
Resultados
EVENT NO. 11

	Record	Splits	NOC (Relay)	Location	Date
WR	1:23.05		BEL - Belgium	Adelaide (AUS)	8 NOV 2012
WG	1:26.39		NED - Netherlands	Duisburg (GER)	21 JUL 2005

Heat 1 of 2

Rank	Lane	NOC / Name	50m	Time	Time Behind
1	5	GER - Germany ERNICKE Laura PALM Anke SCHATZ Julia KASPERSKI Stephanie	46.60	1:26.04 (3) 46.60	WG
2	4	ITA - Italy PIDELLO Chiara PRANZO Laura MOZZANICA Marta PRANDI Marcella	44.15	1:28.11 (2) 44.15	2.07
3	2	RSA - South Africa BILLSON Carmel ROGERS Guinivere STEPHENS Megan BRODERICK Jayne	51.16	1:39.24 (4) 51.16	13.20
4	6	CHN - People'S Republic Of China DAI Xiaodie ZHU Yiyun YUAN Ze ZHENG Rongrong	35.54	1:53.27 (1) 35.54	27.23
3		ESP - Spain LUENGAS Maria GARCIA Cristina SANCHEZ Veronica VERGES Judit		DSQ	



Heat 2 of 2

Rank	Lane	NOC / Name	50m	Time	Time Behind
1	4	BEL - Belgium BOOGAERTS Sofie VANDENABEELE Bieke LAMBOT Laurence PEETERS Hannemie	25.82	(3) 1:27.54	
2	2	FRA - France FABRE Margaux ROUSSEAU Magalie WEYDERS Justine BESCHERON Emmanuelle	43.76	(4) 1:28.31	0.77
3	5	NED - Netherlands KELLEENERS Leone HUTTEN Ela OP HET VELD Maike PEULEN Anneloes	24.29	(1) 1:28.74	1.20
4	6	CAN - Canada SHAW Brittany FINDLAY-SHIRRAS Gail PRAYAL-BROWN Audrey CUNNINGHAM Margot	24.67	(2) 1:39.14	11.60
	3	JPN - Japan MORI Kuni NASUKAWA Saaya MIZUMA Nami MITSUI Yurika		(4) 1:39.14 DSQ	

LEGEND

DSQ Disqualified

R.T. Reaction time

WG World games record



Results Summary
Resumen de Resultados
EVENT NO. 11

	Record	Splits	NOC (Relay)	Location	Date
WR	1:23.05		BEL - Belgium	Adelaide (AUS)	8 NOV 2012
WG	1:26.39		NED - Netherlands	Duisburg (GER)	21 JUL 2005

Heats

Rank	Heat	Lane	NOC / Name	50m	Time	Time Behind
1	1	5	GER - Germany ERNICKE Laura PALM Anke SCHATZ Julia KASPERSKI Stephanie	46.60	1:26.04	WG Q
2	2	4	BEL - Belgium BOOGAERTS Sofie VANDENABEELE Bieke LAMBOT Laurence PEETERS Hannemie	25.82	1:27.54	1.50 Q
3	1	4	ITA - Italy PIDELLO Chiara PRANZO Laura MOZZANICA Marta PRANDI Marcella	44.15	1:28.11	2.07 Q
4	2	2	FRA - France FABRE Margaux ROUSSEAU Magalie WEYDERS Justine BESCHERON Emmanuelle	43.76	1:28.31	2.27 Q
5	2	5	NED - Netherlands KELLENNERS Leone HUTTEN Ela OP HET VELD Maike PEULEN Anneloes	24.29	1:28.74	2.70 Q
6	2	6	CAN - Canada SHAW Brittany FINDLAY-SHIRRAS Gail PRAYAL-BROWN Audrey CUNNINGHAM Margot	24.67	1:39.14	13.10 Q
7	1	2	RSA - South Africa BILLSON Carmel ROGERS Guinivere STEPHENS Megan BRODERICK Jayne	51.16	1:39.24	13.20 Q
8	1	6	CHN - People'S Republic Of China DAI Xiaodie ZHU Yiyun YUAN Ze ZHENG Rongrong	35.54	1:53.27	27.23 Q



Heats

Rank	Heat	Lane	NOC / Name	50m	Time	Time Behind
	1	3	ESP - Spain LUENGAS Maria GARCIA Cristina SANCHEZ Veronica VERGES Judit		DSQ	
	2	3	JPN - Japan MORI Kuni NASUKAWA Saaya MIZUMA Nami MITSUI Yurika		DSQ	

LEGEND

DSQ Disqualified

Q Qualified for the next phase

R.T. Reaction time

WG World games record

RESULTBOOK

LIFE SAVING

Women's Team 4x25m Manikin Relay Final



The World Games
2013 CALI
Fair Play To The Planet



A STAR ALLIANCE MEMBER



ti munda amaja





Start List

Lista de Partida

EVENT NO. 11

	Record	Splits	NOC (Relay)	Location	Date
WR	1:23.05		BEL - Belgium	Adelaide (AUS)	8 NOV 2012
WG	1:26.04		GER - Germany	Cali (COL)	27 JUL 2013

Final

Lane	NOC	Name	Year of Birth	Qualifying Time	Time	Rank
1	RSA - South Africa	BILLSON Carmel	1992	1:39.24		
		ROGERS Guinivere	1990			
		STEPHENS Megan	1990			
		BRODERICK Jayne	1986			
2	NED - Netherlands	KELLEENERS Leone	1988	1:28.74		
		HUTTEN Ela	1993			
		OP HET VELD Maike	1987			
3	ITA - Italy	PEULEN Anneloes	1985	1:28.11		
		PIDELLO Chiara	1987			
		PRANZO Laura	1995			
		MOZZANICA Marta	1987			
4	GER - Germany	PRANDI Marcella	1983	1:26.04		
		ERNICKE Laura	1990			
		PALM Anke	1988			
		SCHATZ Julia	1986			
5	BEL - Belgium	KASPERSKI Stephanie	1987	1:27.54		
		BOOGAERTS Sofie	1995			
		VANDENABEELE Bieke	1984			
		LAMBOT Laurence	1991			
6	FRA - France	PEETERS Hannemie	1987	1:28.31		
		FABRE Margaux	1992			
		ROUSSEAU Magalie	1988			
		WEYDERS Justine	1990			
7	CAN - Canada	BESCHERON Emmanuelle	1985	1:39.14		
		SHAW Brittany	1989			
		FINDLAY-SHIRRAS Gail	1983			
		PRAYAL-BROWN Audrey	1987			
8	CHN - People'S Republic Of China	CUNNINGHAM Margot	1993	1:53.27		
		DAI Xiaodie	1996			
		ZHU Yiyun	1994			
		YUAN Ze	1994			
		ZHENG Rongrong	1991			

LEGEND

WG World games record

WR World record



Results
Resultados
EVENT NO. 11

	Record	Splits	NOC (Relay)	Location	Date
WR	1:23.05		BEL - Belgium	Adelaide (AUS)	8 NOV 2012
WG	1:26.04		GER - Germany	Cali (COL)	27 JUL 2013

Final

Rank	Lane	NOC / Name	50m	Time	Time Behind
1	4	GER - Germany ERNICKE Laura PALM Anke SCHATZ Julia KASPERSKI Stephanie	28.60	1:23.88 (5) 28.60	WG
2	5	BEL - Belgium BOOGAERTS Sofie VANDENABEELE Bieke LAMBOT Laurence PEETERS Hannemie	1:23.88 25.51	(1) 1:23.88 (4) 25.51	1.19
3	2	NED - Netherlands KELLENNERS Leone HUTTEN Ela OP HET VELD Maike PEULEN Anneloes	1:25.07 20.53	(2) 1:25.07 (3) 20.53	1.33
4	6	FRA - France FABRE Margaux ROUSSEAU Magalie WEYDERS Justine BESCHERON Emmanuelle	1:25.21 42.61	(3) 1:25.21 (6) 42.61	1.48
5	1	RSA - South Africa BILLSON Carmel ROGERS Guinivere STEPHENS Megan BRODERICK Jayne	1:25.36 47.47	(4) 1:25.36 (7) 47.47	12.51
6	7	CAN - Canada SHAW Brittany FINDLAY-SHIRRAS Gail PRAYAL-BROWN Audrey CUNNINGHAM Margot	1:36.39 14.37	(5) 1:36.39 (2) 14.37	16.99
7	8	CHN - People'S Republic Of China DAI Xiaodie ZHU Yiyun YUAN Ze ZHENG Rongrong	1:40.87 12.23	(6) 1:40.87 (1) 12.23	26.76
	3	ITA - Italy PIDELLO Chiara PRANZO Laura MOZZANICA Marta PRANDI Marcella	1:50.64	(7) 1:50.64 DSQ	

LEGEND

DSQ Disqualified

R.T. Reaction time

WG World games record

RESULTBOOK

LIFE SAVING

Women's Team 4x50m Obstacle Relay



The World Games

2013 CALI

Fair Play To The Planet



A STAR ALLIANCE MEMBER



Tu mundo amigable





Medallists

Lista de Medallas

Medal	NOC	Name
GOLD	FRA - France	FABRE Margaux ROUSSEAU Magalie WEYDERS Justine BESCHERON Emmanuelle
SILVER	CHN - People'S Republic Of China	ZHENG Rongrong ZHU Yiyun DAI Xiaodie WU Chengying
BRONZE	ITA - Italy	PIDELLO Chiara MESCHIARI Silvia PRANZO Laura PRANDI Marcella

RESULTBOOK

LIFE SAVING

Women's Team 4x50m Obstacle Relay Qualification



The World Games
2013 CALI
Fair Play To The Planet



A STAR ALLIANCE MEMBER



ti munda amaja





Start List

Lista de Partida

EVENT NO. 3

	Record	Splits	NOC (Relay)	Location	Date
WR	1:50.39		AUS - Australia	Adelaide (AUS)	8 NOV 2012
WG	1:50.49		CHN - China	Kaohsiung (TPE)	23 JUL 2009

Heat 1 of 2

Lane	NOC	Name	Year of Birth	Qualifying Time	Time	Rank
2	RSA - South Africa	STEPHENS Megan	1990	2:06.30		
		BILLSON Carmel	1992			
		ROGERS Guinivere	1990			
		BRODERICK Jayne	1986			
3	BEL - Belgium	LAMBOT Laurence	1991	1:55.52		
		BURGHARDT Christine	1994			
		PEETERS Hannemie	1987			
		VANDENABEELE Bieke	1984			
4	ITA - Italy	PIDELLO Chiara	1987	1:53.96		
		MESCHIARI Silvia	1992			
		PRANZO Laura	1995			
		PRANDI Marcella	1983			
5	FRA - France	FABRE Margaux	1992	1:54.77		
		ROUSSEAU Magalie	1988			
		WEYDERS Justine	1990			
		BESCHERON Emmanuelle	1985			
6	CAN - Canada	PRAYAL-BROWN Audrey	1987	1:56.95		
		FINDLAY-SHIRRAS Gail	1983			
		SHAW Brittany	1989			
		CUNNINGHAM Margot	1993			



Heat 2 of 2

Lane	NOC	Name	Year of Birth	Qualifying Time	Time	Rank
2	ESP - Spain	LUENGAS Maria	1992	1:58.97		
		VERGES Judit	1993			
		SANCHEZ Veronica	1992			
		GARCIA Cristina	1990			
3	GER - Germany	KASPERSKI Stephanie	1987	1:55.09		
		HUNDT Aline	1987			
		SCHATZ Julia	1986			
		PALM Anke	1988			
4	CHN - People'S Republic Of China	ZHENG Rongrong	1991	1:51.36		
		ZHU Yiyun	1994			
		DAI Xiaodie	1996			
		WU Chengying	1996			
5	NED - Netherlands	KELLENNERS Leone	1988	1:54.37		
		HUTTEN Ela	1993			
		OP HET VELD Maike	1987			
		PEULEN Anneloes	1985			
6	JPN - Japan	MORI Kuni	1978	1:56.90		
		NASUKAWA Saaya	1991			
		MITSUI Yurika	1992			
		MIZUMA Nami	1990			

LEGEND

WG World games record

WR World record



Results

Resultados

EVENT NO. 3

REVISED

26 JUL 12:00

	Record	Splits	NOC (Relay)	Location	Date
WR	1:50.39		AUS - Australia	Adelaide (AUS)	8 NOV 2012
WG	1:50.49		CHN - China	Kaohsiung (TPE)	23 JUL 2009

Heat 1 of 2

Rank	Lane	NOC / Name	50m	Time	Time Behind
1	5	FRA - France		1:54.31	
		FABRE Margaux	29.00	(1) 29.00	
		ROUSSEAU Magalie	28.05	(1) 57.05	
		WEYDERS Justine	29.00	(1) 1:26.05	
		BESCHERON Emmanuelle	28.26	(1) 1:54.31	
2	4	ITA - Italy		1:56.81	2.50
		PIDELLO Chiara	29.03	(2) 29.03	
		MESCHIARI Silvia	28.55	(2) 57.58	
		PRANZO Laura	30.12	(2) 1:27.70	
		PRANDI Marcella	29.11	(2) 1:56.81	
3	3	BEL - Belgium		1:58.39	4.08
		LAMBOT Laurence	29.16	(3) 29.16	
		BURGHARDT Christine	29.68	(3) 58.84	
		PEETERS Hannemie	30.55	(3) 1:29.39	
		VANDENABEELE Bieke	29.00	(3) 1:58.39	
4	2	RSA - South Africa		2:02.96	8.65
		STEPHENS Megan	31.37	(5) 31.37	
		BILLSON Carmel	31.03	(5) 1:02.40	
		ROGERS Guinivere	30.40	(5) 1:32.80	
		BRODERICK Jayne	30.16	(4) 2:02.96	
5	6	CAN - Canada		2:03.51	9.20
		PRAYAL-BROWN Audrey	30.46	(4) 30.46	
		FINDLAY-SHIRRAS Gail	30.51	(4) 1:00.97	
		SHAW Brittany	31.24	(4) 1:32.21	
		CUNNINGHAM Margot	31.30	(5) 2:03.51	



Heat 2 of 2

Rank	Lane	NOC / Name	50m	Time	Time Behind
1	4	CHN - People'S Republic Of China		1:54.44	
		ZHENG Rongrong	28.63	(1) 28.63	
		ZHU Yiyun	29.85	(1) 58.48	
		DAI Xiaodie	28.25	(1) 1:26.73	
		WU Chengying	27.71	(1) 1:54.44	
2	5	NED - Netherlands		1:57.01	2.57
		KELLEENERS Leone	30.92	(5) 30.92	
		HUTTEN Ela	29.52	(4) 1:00.44	
		OP HET VELD Maike	28.26	(3) 1:28.70	
		PEULEN Anneloes	28.31	(2) 1:57.01	
3	6	JPN - Japan		1:57.30	2.86
		MORI Kuni	29.65	(3) 29.65	
		NASUKAWA Saaya	29.46	(2) 59.11	
		MITSUI Yurika	28.89	(2) 1:28.00	
		MIZUMA Nami	29.30	(3) 1:57.30	
4	3	GER - Germany		1:58.23	3.79
		KASPERSKI Stephanie	28.90	(2) 28.90	
		HUNDT Aline	31.16	(3) 1:00.06	
		SCHATZ Julia	29.26	(4) 1:29.32	
		PALM Anke	28.91	(4) 1:58.23	
5	2	ESP - Spain		2:01.57	7.13
		LUENGAS Maria	30.75	(4) 30.75	
		VERGES Judit	30.39	(5) 1:01.14	
		SANCHEZ Veronica	30.53	(5) 1:31.67	
		GARCIA Cristina	29.90	(5) 2:01.57	

LEGEND

R.T. Reaction time





Results Summary
Resumen de Resultados
EVENT NO. 3

REVISED
26 JUL 12:00

	Record	Splits	NOC (Relay)	Location	Date
WR	1:50.39		AUS - Australia	Adelaide (AUS)	8 NOV 2012
WG	1:50.49		CHN - China	Kaohsiung (TPE)	23 JUL 2009

Heats

Rank	Heat	Lane	NOC / Name	50m	Time	Time Behind
1	1	5	FRA - France		1:54.31	Q
			FABRE Margaux	29.00	29.00	
			ROUSSEAU Magalie	28.05	57.05	
			WEYDERS Justine	29.00	1:26.05	
			BESCHERON Emmanuelle	28.26	1:54.31	
2	2	4	CHN - People'S Republic Of China		1:54.44	0.13 Q
			ZHENG Rongrong	28.63	28.63	
			ZHU Yiyun	29.85	58.48	
			DAI Xiaodie	28.25	1:26.73	
			WU Chengying	27.71	1:54.44	
3	1	4	ITA - Italy		1:56.81	2.50 Q
			PIDELLO Chiara	29.03	29.03	
			MESCHIARI Silvia	28.55	57.58	
			PRANZO Laura	30.12	1:27.70	
			PRANDI Marcella	29.11	1:56.81	
4	2	5	NED - Netherlands		1:57.01	2.70 Q
			KELLENNERS Leone	30.92	30.92	
			HUTTEN Ela	29.52	1:00.44	
			OP HET VELD Maike	28.26	1:28.70	
			PEULEN Anneloes	28.31	1:57.01	
5	2	6	JPN - Japan		1:57.30	2.99 Q
			MORI Kuni	29.65	29.65	
			NASUKAWA Saaya	29.46	59.11	
			MITSUI Yurika	28.89	1:28.00	
			MIZUMA Nami	29.30	1:57.30	
6	2	3	GER - Germany		1:58.23	3.92 Q
			KASPERSKI Stephanie	28.90	28.90	
			HUNDT Aline	31.16	1:00.06	
			SCHATZ Julia	29.26	1:29.32	
			PALM Anke	28.91	1:58.23	
7	1	3	BEL - Belgium		1:58.39	4.08 Q
			LAMBOT Laurence	29.16	29.16	
			BURGHARDT Christine	29.68	58.84	
			PEETERS Hannemie	30.55	1:29.39	
			VANDENABEELE Bieke	29.00	1:58.39	
8	2	2	ESP - Spain		2:01.57	7.26 Q
			LUENGAS Maria	30.75	30.75	
			VERGES Judit	30.39	1:01.14	
			SANCHEZ Veronica	30.53	1:31.67	
			GARCIA Cristina	29.90	2:01.57	



Heats

Rank	Heat	Lane	NOC / Name	50m	Time	Time Behind
9	1	2	RSA - South Africa		2:02.96	8.65
			STEPHENS Megan	31.37	31.37	
			BILLSON Carmel	31.03	1:02.40	
			ROGERS Guinivere	30.40	1:32.80	
			BRODERICK Jayne	30.16	2:02.96	
10	1	6	CAN - Canada		2:03.51	9.20
			PRAYAL-BROWN Audrey	30.46	30.46	
			FINDLAY-SHIRRAS Gail	30.51	1:00.97	
			SHAW Brittany	31.24	1:32.21	
			CUNNINGHAM Margot	31.30	2:03.51	

LEGEND

Q Qualified for the next phase R.T. Reaction time



RESULTBOOK

LIFE SAVING

Women's Team 4x50m Obstacle Relay Final



The World Games

2013 CALI

Fair Play To The Planet



A STAR ALLIANCE MEMBER



Tu mundo amigable





Start List

Lista de Partida

EVENT NO. 3

	Record	Splits	NOC (Relay)	Location	Date
WR	1:50.39		AUS - Australia	Adelaide (AUS)	8 NOV 2012
WG	1:50.49		CHN - China	Kaohsiung (TPE)	23 JUL 2009

Final

Lane	NOC	Name	Year of Birth	Qualifying Time	Time	Rank
1	BEL - Belgium	LAMBOT Laurence	1991	1:58.39		
		BURGHARDT Christine	1994			
		PEETERS Hannemie	1987			
		VANDENABEELE Bieke	1984			
2	JPN - Japan	MORI Kuni	1978	1:57.30		
		NASUKAWA Saaya	1991			
		MITSUI Yurika	1992			
3	ITA - Italy	MIZUMA Nami	1990	1:56.81		
		PIDELLO Chiara	1987			
		MESCHIARI Silvia	1992			
4	FRA - France	PRANZO Laura	1995	1:54.31		
		PRANDI Marcella	1983			
		FABRE Margaux	1992			
		ROUSSEAU Magalie	1988			
5	CHN - People'S Republic Of China	WEYDERS Justine	1990	1:54.44		
		BESCHERON Emmanuelle	1985			
		ZHENG Rongrong	1991			
		ZHU Yiyun	1994			
		DAI Xiaodie	1996			
6	NED - Netherlands	WU Chengying	1996	1:57.01		
		KELLENNERS Leone	1988			
		HUTTEN Ela	1993			
		OP HET VELD Maike	1987			
7	GER - Germany	PEULEN Anneloes	1985	1:58.23		
		KASPERSKI Stephanie	1987			
		ERNICKE Laura	1990			
8	ESP - Spain	SCHATZ Julia	1986	2:01.57		
		PALM Anke	1988			
		LUENGAS Maria	1992			
		VERGES Judit	1993			
		SANCHEZ Veronica	1992			
		GARCIA Cristina	1990			

Reserves

Lane	NOC	Qualifying Time	Time	Rank
	RSA - South Africa	2:02.96		
	CAN - Canada	2:03.51		



LEGEND

WG World games record

WR World record



A STAR ALLIANCE MEMBER





Results
Resultados
EVENT NO. 3

	Record	Splits	NOC (Relay)	Location	Date
WR	1:50.39		AUS - Australia	Adelaide (AUS)	8 NOV 2012
WG	1:50.49		CHN - China	Kaohsiung (TPE)	23 JUL 2009

Final

Rank	Lane	NOC / Name	50m	Time	Time Behind
1	4	FRA - France		1:52.09	
		FABRE Margaux	28.52	(2) 28.52	
		ROUSSEAU Magalie	27.54	(1) 56.06	
		WEYDERS Justine	28.10	(1) 1:24.16	
		BESCHERON Emmanuelle	27.93	(1) 1:52.09	
2	5	CHN - People'S Republic Of China		1:53.15	1.06
		ZHENG Rongrong	28.38	(1) 28.38	
		ZHU Yiyun	29.28	(3) 57.66	
		DAI Xiaodie	27.88	(2) 1:25.54	
		WU Chengying	27.61	(2) 1:53.15	
3	3	ITA - Italy		1:54.06	1.97
		PIDELLO Chiara	28.79	(3) 28.79	
		MESCHIARI Silvia	27.66	(2) 56.45	
		PRANZO Laura	29.30	(3) 1:25.75	
		PRANDI Marcella	28.31	(3) 1:54.06	
4	6	NED - Netherlands		1:54.93	2.84
		KELLENNERS Leone	30.81	(8) 30.81	
		HUTTEN Ela	28.75	(7) 59.56	
		OP HET VELD Maike	27.92	(5) 1:27.48	
		PEULEN Anneloes	27.45	(4) 1:54.93	
5	2	JPN - Japan		1:55.54	3.45
		MORI Kuni	29.03	(4) 29.03	
		NASUKAWA Saaya	29.27	(4) 58.30	
		MITSUI Yurika	28.79	(4) 1:27.09	
		MIZUMA Nami	28.45	(5) 1:55.54	
6	7	GER - Germany		1:55.58	3.49
		KASPERSKI Stephanie	29.12	(5) 29.12	
		ERNICKE Laura	29.53	(6) 58.65	
		SCHATZ Julia	29.07	(6) 1:27.72	
		PALM Anke	27.86	(6) 1:55.58	
7	1	BEL - Belgium		1:56.64	4.55
		LAMBOT Laurence	29.44	(6) 29.44	
		BURGHARDT Christine	28.94	(5) 58.38	
		PEETERS Hannemie	30.15	(7) 1:28.53	
		VANDENABEELE Bieke	28.11	(7) 1:56.64	
8	8	ESP - Spain		2:05.02	12.93
		LUENGAS Maria	30.53	(7) 30.53	
		VERGES Judit	30.54	(8) 1:01.07	
		SANCHEZ Veronica	30.95	(8) 1:32.02	
		GARCIA Cristina	33.00	(8) 2:05.02	

LEGEND

R.T. Reaction time

RESULTBOOK

LIFE SAVING

Women's Team 4x50m Medley Relay



The World Games

2013 CALI

Fair Play To The Planet



A STAR ALLIANCE MEMBER



Ti munda amaja





Medallists

Lista de Medallas

Medal	NOC	Name
GOLD	FRA - France	FABRE Margaux WEYDERS Justine BESCHERON Emmanuelle HAREL Johanna
SILVER	NED - Netherlands	HUTTEN Ela van GRIMBERGEN Ilvy PEULEN Anneloes OP HET VELD Maike
BRONZE	GER - Germany	PALM Anke ERNICKE Laura KASPERSKI Stephanie HUNDT Aline

RESULTBOOK

LIFE SAVING

Women's Team 4x50m Medley Relay Qualification



The World Games
2013 CALI
Fair Play To The Planet



A STAR ALLIANCE MEMBER



Tu mundo amigable





Start List

Lista de Partida

EVENT NO. 15

	Record	Splits	NOC (Relay)	Location	Date
WR	1:41.03		CHN - China	Kaohsiung (TPE)	24 JUL 2009
WG	1:41.03		CHN - China	Kaohsiung (TPE)	24 JUL 2009

Heat 1 of 2

Lane	NOC	Name	Year of Birth	Qualifying Time	Time	Rank
2	RSA - South Africa	BILLSON Carmel	1992	2:00.99		
		STEPHENS Megan	1990			
		PLUMB Samantha	1989			
		ROGERS Guinivere	1990			
3	ESP - Spain	SANCHEZ Veronica	1992	1:46.01		
		LUENGAS Maria	1992			
		VERGES Judit	1993			
4	FRA - France	ABASCAL Itziar	1989	1:41.64		
		FABRE Margaux	1992			
		ROUSSEAU Magalie	1988			
5	BEL - Belgium	WEYDERS Justine	1990	1:45.10		
		BESCHERON Emmanuelle	1985			
		VANDENABEELE Bieke	1984			
		LAMBOT Laurence	1991			
6	JPN - Japan	PEETERS Hannemie	1987	1:47.90		
		BURGHARDT Christine	1994			
		NASUKAWA Saaya	1991			
		MIZUMA Nami	1990			
		MORI Kuni	1978			
		MITSUI Yurika	1992			



Heat 2 of 2

Lane	NOC	Name	Year of Birth	Qualifying Time	Time	Rank
2	CAN - Canada	SHAW Brittany	1989	1:48.00		
		PRAYAL-BROWN Audrey	1987			
		CUNNINGHAM Margot	1993			
		FINDLAY-SHIRRAS Gail	1983			
3	GER - Germany	PALM Anke	1988	1:45.31		
		ERNICKE Laura	1990			
		KASPERSKI Stephanie	1987			
		HUNDT Aline	1987			
4	ITA - Italy	PRANZO Laura	1995	1:41.21		
		PRANDI Marcella	1983			
		PIDELLO Chiara	1987			
		MOZZANICA Marta	1987			
5	NED - Netherlands	HUTTEN Ela	1993	1:43.67		
		van GRIMBERGEN Ilvy	1988			
		PEULEN Anneloes	1985			
		OP HET VELD Maike	1987			
6	CHN - People'S Republic Of China	WU Chengying	1996	1:47.81		
		YUAN Ze	1994			
		ZHENG Rongrong	1991			
		DAI Xiaodie	1996			

LEGEND

WG World games record

WR World record





Results
Resultados
EVENT NO. 15

	Record	Splits	NOC (Relay)	Location	Date
WR	1:41.03		CHN - China	Kaohsiung (TPE)	24 JUL 2009
WG	1:41.03		CHN - China	Kaohsiung (TPE)	24 JUL 2009

Heat 1 of 2

Rank	Lane	NOC / Name	50m	Time	Time Behind
1	4	FRA - France		1:44.91	
		FABRE Margaux	26.45	(1) 26.45	
		WEYDERS Justine	19.82	(1) 46.27	
		BESCHERON Emmanuelle	10.20	(2) 56.47	
		HAREL Johanna	48.44	(1) 1:44.91	
2	5	BEL - Belgium		1:48.13	3.22
		VANDENABEELE Bieke	27.03	(2) 27.03	
		LAMBOT Laurence	21.21	(2) 48.24	
		PEETERS Hannemie	7.73	(1) 55.97	
		BURGHARDT Christine	52.16	(2) 1:48.13	
3	6	JPN - Japan		1:51.08	6.17
		NASUKAWA Saaya	27.90	(3) 27.90	
		MIZUMA Nami	22.12	(4) 50.02	
		MORI Kuni	8.86	(3) 58.88	
		MITSUMI Yurika	52.20	(3) 1:51.08	
4	3	ESP - Spain		1:51.22	6.31
		SANCHEZ Veronica	28.68	(5) 28.68	
		LUENGAS Maria	20.14	(3) 48.82	
		VERGES Judit	30.52	(5) 1:19.34	
		ABASCAL Itziar	31.88	(4) 1:51.22	
5	2	RSA - South Africa		1:51.95	7.04
		BILLSON Carmel	28.32	(4) 28.32	
		STEPHENS Megan	22.57	(5) 50.89	
		PLUMB Samantha	27.79	(4) 1:18.68	
		ROGERS Guinivere	33.27	(5) 1:51.95	



Heat 2 of 2

Rank	Lane	NOC / Name	50m	Time	Time Behind
1	4	ITA - Italy		1:45.98	
		PRANZO Laura	27.05	(1) 27.05	
		PRANDI Marcella	19.88	(1) 46.93	
		PIDELLO Chiara	7.51	(1) 54.44	
		MOZZANICA Marta	51.54	(1) 1:45.98	
2	5	NED - Netherlands		1:46.22	0.24
		HUTTEN Ela	28.19	(3) 28.19	
		van GRIMBERGEN Ilvy	20.18	(3) 48.37	
		PEULEN Anneloes	22.40	(4) 1:10.77	
		OP HET VELD Maïke	35.45	(2) 1:46.22	
3	3	GER - Germany		1:47.16	1.18
		PALM Anke	27.79	(2) 27.79	
		ERNICKE Laura	20.41	(2) 48.20	
		KASPERSKI Stephanie	7.05	(2) 55.25	
		HUNDT Aline	51.91	(3) 1:47.16	
4	2	CAN - Canada		1:52.80	6.82
		SHAW Brittany	29.96	(4) 29.96	
		PRAYAL-BROWN Audrey	21.33	(4) 51.29	
		CUNNINGHAM Margot	15.08	(3) 1:06.37	
		FINDLAY-SHIRRAS Gail	46.43	(4) 1:52.80	
6	6	CHN - People'S Republic Of China		DSQ	
		WU Chengying			
		YUAN Ze			
		ZHENG Rongrong			
		DAI Xiaodie			

LEGEND

DSQ Disqualified

R.T. Reaction time





Results Summary
Resumen de Resultados
EVENT NO. 15

	Record	Splits	NOC (Relay)	Location	Date
WR	1:41.03		CHN - China	Kaohsiung (TPE)	24 JUL 2009
WG	1:41.03		CHN - China	Kaohsiung (TPE)	24 JUL 2009

Heats

Rank	Heat	Lane	NOC / Name	50m	Time	Time Behind
1	1	4	FRA - France		1:44.91	Q
			FABRE Margaux	26.45	26.45	
			WEYDERS Justine	19.82	46.27	
			BESCHERON Emmanuelle	10.20	56.47	
			HAREL Johanna	48.44	1:44.91	
2	2	4	ITA - Italy		1:45.98	1.07 Q
			PRANZO Laura	27.05	27.05	
			PRANDI Marcella	19.88	46.93	
			PIDELLO Chiara	7.51	54.44	
			MOZZANICA Marta	51.54	1:45.98	
3	2	5	NED - Netherlands		1:46.22	1.31 Q
			HUTTEN Ela	28.19	28.19	
			van GRIMBERGEN Ilvy	20.18	48.37	
			PEULEN Anneloes	22.40	1:10.77	
			OP HET VELD Maïke	35.45	1:46.22	
4	2	3	GER - Germany		1:47.16	2.25 Q
			PALM Anke	27.79	27.79	
			ERNICKE Laura	20.41	48.20	
			KASPERSKI Stephanie	7.05	55.25	
			HUNDT Aline	51.91	1:47.16	
5	1	5	BEL - Belgium		1:48.13	3.22 Q
			VANDENABEELE Bieke	27.03	27.03	
			LAMBOT Laurence	21.21	48.24	
			PEETERS Hannemie	7.73	55.97	
			BURGHARDT Christine	52.16	1:48.13	
6	1	6	JPN - Japan		1:51.08	6.17 Q
			NASUKAWA Saaya	27.90	27.90	
			MIZUMA Nami	22.12	50.02	
			MORI Kuni	8.86	58.88	
			MITSUI Yurika	52.20	1:51.08	
7	1	3	ESP - Spain		1:51.22	6.31 Q
			SANCHEZ Veronica	28.68	28.68	
			LUENGAS Maria	20.14	48.82	
			VERGES Judit	30.52	1:19.34	
			ABASCAL Itziar	31.88	1:51.22	
8	1	2	RSA - South Africa		1:51.95	7.04 Q
			BILLSON Carmel	28.32	28.32	
			STEPHENS Megan	22.57	50.89	
			PLUMB Samantha	27.79	1:18.68	
			ROGERS Guinivere	33.27	1:51.95	



Heats

Rank	Heat	Lane	NOC / Name	50m	Time	Time Behind
9	2	2	CAN - Canada		1:52.80	7.89
			SHAW Brittany	29.96	29.96	
			PRAYAL-BROWN Audrey	21.33	51.29	
			CUNNINGHAM Margot	15.08	1:06.37	
			FINDLAY-SHIRRAS Gail	46.43	1:52.80	
	2	6	CHN - People'S Republic Of China		DSQ	
			WU Chengying			
			YUAN Ze			
			ZHENG Rongrong			
			DAI Xiaodie			

LEGEND

DSQ Disqualified

Q Qualified for the next phase

R.T. Reaction time

RESULTBOOK

LIFE SAVING

Women's Team 4x50m Medley Relay Final



The World Games

2013 CALI

Fair Play To The Planet



A STAR ALLIANCE MEMBER



Tu mundo amigable





Start List

Lista de Partida

EVENT NO. 15

	Record	Splits	NOC (Relay)	Location	Date
WR	1:41.03		CHN - China	Kaohsiung (TPE)	24 JUL 2009
WG	1:41.03		CHN - China	Kaohsiung (TPE)	24 JUL 2009

Final

Lane	NOC	Name	Year of Birth	Qualifying Time	Time	Rank
1	ESP - Spain	SANCHEZ Veronica	1992	1:51.22		
		LUENGAS Maria	1992			
		VERGES Judit	1993			
		ABASCAL Itziar	1989			
2	BEL - Belgium	VANDENABEELE Bieke	1984	1:48.13		
		LAMBOT Laurence	1991			
		PEETERS Hannemie	1987			
3	NED - Netherlands	BURGHARDT Christine	1994	1:46.22		
		HUTTEN Ela	1993			
		van GRIMBERGEN Ilvy	1988			
4	FRA - France	PEULEN Anneloes	1985	1:44.91		
		OP HET VELD Maike	1987			
		FABRE Margaux	1992			
5	ITA - Italy	WEYDERS Justine	1990	1:45.98		
		BESCHERON Emmanuelle	1985			
		HAREL Johanna	1990			
6	GER - Germany	PRANZO Laura	1995	1:47.16		
		PRANDI Marcella	1983			
		PIDELLO Chiara	1987			
7	JPN - Japan	MOZZANICA Marta	1987	1:51.08		
		PALM Anke	1988			
		ERNICKE Laura	1990			
8	RSA - South Africa	KASPERSKI Stephanie	1987	1:51.95		
		HUNDT Aline	1987			
		NASUKAWA Saaya	1991			
		MIZUMA Nami	1990			
		MORI Kuni	1978			
		MITSUI Yurika	1992			
		BILLSON Carmel	1992			
		STEPHENS Megan	1990			
		PLUMB Samantha	1989			
		ROGERS Guinivere	1990			

Reserves

Lane	NOC	Qualifying Time	Time	Rank
	CAN - Canada	1:52.80		

LEGEND

WG World games record

WR World record



Results
Resultados
EVENT NO. 15

	Record	Splits	NOC (Relay)	Location	Date
WR	1:41.03		CHN - China	Kaohsiung (TPE)	24 JUL 2009
WG	1:41.03		CHN - China	Kaohsiung (TPE)	24 JUL 2009

Final

Rank	Lane	NOC / Name	50m	Time	Time Behind
1	4	FRA - France		1:42.14	
		FABRE Margaux	26.42	(1) 26.42	
		WEYDERS Justine	19.53	(2) 45.95	
		BESCHERON Emmanuelle	8.36	(1) 54.31	
		HAREL Johanna	47.83	(1) 1:42.14	
2	3	NED - Netherlands		1:43.99	1.85
		HUTTEN Ela	27.81	(5) 27.81	
		van GRIMBERGEN Ilvy	19.54	(3) 47.35	
		PEULEN Anneloes	21.79	(6) 1:09.14	
		OP HET VELD Maike	34.85	(2) 1:43.99	
3	6	GER - Germany		1:45.78	3.64
		PALM Anke	27.43	(4) 27.43	
		ERNICKE Laura	20.39	(5) 47.82	
		KASPERSKI Stephanie	8.63	(2) 56.45	
		HUNDT Aline	49.33	(3) 1:45.78	
4	2	BEL - Belgium		1:48.68	6.54
		VANDENABEELE Bieke	26.73	(2) 26.73	
		LAMBOT Laurence	21.33	(6) 48.06	
		PEETERS Hannemie	11.54	(3) 59.60	
		BURGHARDT Christine	49.08	(4) 1:48.68	
5	1	ESP - Spain		1:48.99	6.85
		SANCHEZ Veronica	28.42	(8) 28.42	
		LUENGAS Maria	19.37	(4) 47.79	
		VERGES Judit	24.55	(7) 1:12.34	
		ABASCAL Itziar	36.65	(5) 1:48.99	
6	7	JPN - Japan		1:49.09	6.95
		NASUKAWA Saaya	27.81	(5) 27.81	
		MIZUMA Nami	21.03	(7) 48.84	
		MORI Kuni	12.18	(4) 1:01.02	
		MITSUI Yurika	48.07	(6) 1:49.09	
7	8	RSA - South Africa		1:51.23	9.09
		BILLSON Carmel	27.99	(7) 27.99	
		STEPHENS Megan	22.95	(8) 50.94	
		PLUMB Samantha	12.24	(5) 1:03.18	
		ROGERS Guinivere	48.05	(7) 1:51.23	
	5	ITA - Italy		DSQ	
		PRANZO Laura	26.86	(3) 26.86	
		PRANDI Marcella	19.04	(1) 45.90	
		PIDELLO Chiara	28.72	(8) 1:14.62	
		MOZZANICA Marta			

LEGEND

DSQ Disqualified

R.T. Reaction time