

RESULTBOOK

FLYING DISC



The World Games 2013 C A L I Fair Play To The Planet



A STAR ALLIANCE MEMBER



tu mano amiga





The World Games
2013 **CALI**
Fair Play To The Planet

RESULTBOOK

TABLE OF CONTENTS

	Flying Disc	1
1	Table of Contents	2
2	Competition Schedule	5
3	Entry List by NOC	6
4	Daily Schedule	9
4.1	Daily Schedule of - 28 Jul 2013	9
4.2	Daily Schedule of - 29 Jul 2013	10
4.3	Daily Schedule of - 30 Jul 2013	11
5	Mixed Team	12
5.1	Team Roster	13
5.2	Result Summary	19
5.3	Brackets	20
5.4	Round Robin Summary	21
5.5	Tournament Summary	22
5.6	Medallists	23
5.7	Preliminary Round	24
5.7.1	Start List Summary	25
5.7.2	Mixed Team Preliminary Round Match 1	26
5.7.2.1	Start List	26
5.7.2.2	Result List	27
5.7.3	Mixed Team Preliminary Round Match 2	28
5.7.3.1	Start List	28
5.7.3.2	Result List	29
5.7.4	Mixed Team Preliminary Round Match 3	30
5.7.4.1	Start List	30
5.7.4.2	Result List	31
5.7.5	Mixed Team Preliminary Round Match 4	32
5.7.5.1	Start List	32
5.7.5.2	Result List	33
5.7.6	Mixed Team Preliminary Round Match 5	34
5.7.6.1	Start List	34





The World Games
2013 **CALI**
Fair Play To The Planet

RESULTBOOK

5.7.6.2	Result List	35
5.7.7	Mixed Team Preliminary Round Match 6	36
5.7.7.1	Start List	36
5.7.7.2	Result List	37
5.7.8	Mixed Team Preliminary Round Match 7	38
5.7.8.1	Start List	38
5.7.8.2	Result List	39
5.7.9	Mixed Team Preliminary Round Match 8	40
5.7.9.1	Start List	40
5.7.9.2	Result List	41
5.7.10	Mixed Team Preliminary Round Match 9	42
5.7.10.1	Start List	42
5.7.10.2	Result List	43
5.7.11	Mixed Team Preliminary Round Match 10	44
5.7.11.1	Start List	44
5.7.11.2	Result List	45
5.7.12	Mixed Team Preliminary Round Match 11	46
5.7.12.1	Start List	46
5.7.12.2	Result List	47
5.7.13	Mixed Team Preliminary Round Match 12	48
5.7.13.1	Start List	48
5.7.13.2	Result List	49
5.7.14	Mixed Team Preliminary Round Match 13	50
5.7.14.1	Start List	50
5.7.14.2	Result List	51
5.7.15	Mixed Team Preliminary Round Match 14	52
5.7.15.1	Start List	52
5.7.15.2	Result List	53
5.7.16	Mixed Team Preliminary Round Match 15	54
5.7.16.1	Start List	54
5.7.16.2	Result List	55
5.8	Finals	56
5.8.1	Start List Summary	57
5.8.2	Mixed Team Finals Bronze Medal Match	58





The World Games
2013 CALI
Fair Play To The Planet

RESULTBOOK

5.8.2.1	Start List	58
5.8.2.2	Result List	59
5.8.3	Mixed Team Finals Gold Medal Match	60
5.8.3.1	Start List	60
5.8.3.2	Result List	61



A STAR ALLIANCE MEMBER





Competition Schedule

Programación de Competencia

As of SAT 27 JUL 2013

Date	Start Time	Event	Phase / Unit
SUN 28 JUL	8:30	Mixed Team	Preliminary Round (6 matches)
MON 29 JUL	8:30	Mixed Team	Preliminary Round (6 matches)
TUE 30 JUL	8:30	Mixed Team	Preliminary Round (3 matches)
	16:00	Mixed Team	Finals - Bronze Medal Match
	18:00	Mixed Team	Finals - Gold Medal Match



Entry List by NOC

Inscripciones por CON

As of MON 29 JUL 2013

Name	Event	Date of Birth
AUS - Australia		
WENTWORTH Sarah	Mixed Team	29 AUG 1974
ALEXANDER Danielle Monica	Mixed Team	17 AUG 1987
MOORE Alisa Kate	Mixed Team	30 JUN 1980
MALCHER Stephanie Claire	Mixed Team	5 FEB 1987
PHILLIPS Michelle Elizabeth	Mixed Team	27 AUG 1987
PHILLIPS Catherine Barbara	Mixed Team	13 OCT 1991
HOLMES Jonathan Harry Glennie	Mixed Team	12 FEB 1980
PILLAR Joel David	Mixed Team	29 FEB 1984
ROGACKI Tom Andrew	Mixed Team	16 FEB 1977
MOORE Gavin Andrew John	Mixed Team	29 APR 1983
BARR Sebastian	Mixed Team	28 SEP 1987
BLAKELEY Peter Timothy	Mixed Team	25 MAR 1987
LAVIS Timothy Stewart	Mixed Team	19 SEP 1981
Total athletes: 13		
CAN - Canada		
FORTIN Danielle Marie	Mixed Team	17 SEP 1986
CHAN Sik Suen	Mixed Team	17 JUN 1981
HUI Catherine	Mixed Team	2 JUL 1990
DONALDSON Mira Alexandra	Mixed Team	12 JAN 1994
MERCIER Anne Rf	Mixed Team	17 JAN 1989
CADOTTE Caroline	Mixed Team	31 JUL 1981
COLLINS Andre George	Mixed Team	24 MAY 1976
HARRIS Cameron Neil	Mixed Team	6 SEP 1989
HIBBERT Morgan John Edwin	Mixed Team	24 DEC 1981
MENZIES Nicholas Andrew	Mixed Team	6 OCT 1983
LINDQUIST Jeffrey Matthew	Mixed Team	31 MAY 1984
LLOYD Mark James	Mixed Team	3 SEP 1989
YEARWOOD Adrian Patrick	Mixed Team	29 DEC 1998
Total athletes: 13		
COL - Colombia		
CARTAGENA MUNOZ Yina Paola	Mixed Team	11 SEP 1990
MENDOZA CEGUA Yina Michel	Mixed Team	20 FEB 1985
MOSQUERA AGUILAR Elizabeth	Mixed Team	6 OCT 1992
RICO ACERO Eliana del Pilar	Mixed Team	19 AUG 1989
OSPINA GOMEZ Laura Cristina	Mixed Team	3 DEC 1993
FORERO BECERRA Maria Angelica	Mixed Team	12 NOV 1992



Entry List by NOC

Inscripciones por CON

As of MON 29 JUL 2013

Name	Event	Date of Birth
COL - Colombia		
FORD GARCIA Alexander	Mixed Team	30 JUL 1981
MARTINEZ LUNG Mauricio Andres	Mixed Team	11 JUL 1980
MONTANO Santiago	Mixed Team	24 MAY 1985
GAVIRIA ARANGO Julian	Mixed Team	3 FEB 1989
DUQUE PEDROZA Julio David	Mixed Team	15 SEP 1985
BARRERA BERNAL Antonio	Mixed Team	23 OCT 1980
IBARGUEN GUERRERO Luis Miguel	Mixed Team	1 JUL 1993
Total athletes: 13		
GBR - Great Britain		
FORTH Rebecca	Mixed Team	15 AUG 1975
HAIGH Rebecca	Mixed Team	1 NOV 1986
EDMONDSON Sophie	Mixed Team	19 SEP 1987
THOMSON Jennifer	Mixed Team	11 APR 1987
VERRALLS Jacqueline	Mixed Team	17 MAR 1986
BURKE Isabella	Mixed Team	5 JUN 1985
FOORD Justin	Mixed Team	28 AUG 1986
HARRIS Richard	Mixed Team	21 MAR 1986
GALE Richard	Mixed Team	26 SEP 1985
TYLER David	Mixed Team	8 JUL 1986
PARSLOW Matthew	Mixed Team	29 APR 1986
GORDON Oliver	Mixed Team	25 AUG 1987
ABRAMS Thomas	Mixed Team	5 FEB 1989
Total athletes: 13		
JPN - Japan		
ENZU Eri	Mixed Team	13 OCT 1981
FUJIKAWA Akina	Mixed Team	16 FEB 1987
NAMIKIRI Kaori	Mixed Team	31 JUL 1985
INOMATA Sanako	Mixed Team	6 MAY 1985
OTSU Keiko	Mixed Team	16 APR 1986
SAMESHIMA Satoru	Mixed Team	17 OCT 1981
MATSUNO Masahiro	Mixed Team	27 SEP 1983
ITO Madoka	Mixed Team	24 SEP 1979
TAKAHASHI Yasuo	Mixed Team	2 MAR 1984
TANAKA Mizuho	Mixed Team	10 APR 1982
KURONO Masashi	Mixed Team	1 JUL 1987
SHIBA Keiichiro	Mixed Team	18 JAN 1988



Entry List by NOC

Inscripciones por CON

As of MON 29 JUL 2013

Name	Event	Date of Birth
JPN - Japan		
FURUZAWA Takanori	Mixed Team	20 APR 1988
Total athletes: 13		
USA - United States		
CROUCH Cara Elizabeth	Mixed Team	30 JUL 1982
HOWARD Virginia Cree Gardenier	Mixed Team	12 MAR 1987
BOSSCHER Georgia Lynn	Mixed Team	13 APR 1987
PAYNE Octavia Aris	Mixed Team	24 JAN 1989
GRIFFITH Sarah J	Mixed Team	19 APR 1986
JOYE Ashlin Solaris	Mixed Team	13 APR 1988
KITTREDGE Beaufort Brooks	Mixed Team	23 JUN 1982
TUNNELL Dylan Reese	Mixed Team	4 NOV 1983
STUBBS George Winsor	Mixed Team	24 JAN 1989
TAYLOR Mc Pherson Clark	Mixed Team	24 DEC 1985
NATENBERG Michael Howard	Mixed Team	28 OCT 1980
SNYDER Alex Emily	Mixed Team	18 APR 1983
FARRELL Ryan	Mixed Team	27 DEC 1982
Total athletes: 13		



Daily Schedule

Programación Diaria

SUN 28 JUL 2013

Start Time	Event	Phase
8:30	Mixed Team	Preliminary Round - Match 1 JPN - COL
10:00	Mixed Team	Preliminary Round - Match 2 CAN - GBR
11:30	Mixed Team	Preliminary Round - Match 3 USA - AUS
16:10	Mixed Team	Preliminary Round - Match 4 COL - GBR
17:30	Mixed Team	Preliminary Round - Match 5 JPN - AUS
19:10	Mixed Team	Preliminary Round - Match 6 USA - CAN



Daily Schedule

Programación Diaria

MON 29 JUL 2013

Start Time	Event	Phase
8:30	Mixed Team	Preliminary Round - Match 7 GBR - JPN
10:00	Mixed Team	Preliminary Round - Match 8 COL - USA
11:30	Mixed Team	Preliminary Round - Match 9 AUS - CAN
16:10	Mixed Team	Preliminary Round - Match 10 JPN - USA
17:30	Mixed Team	Preliminary Round - Match 11 CAN - COL
19:10	Mixed Team	Preliminary Round - Match 12 AUS - GBR



Daily Schedule
Programación Diaria

TUE 30 JUL 2013

Start Time	Event	Phase
8:30	Mixed Team	Preliminary Round - Match 13 (CAN - JPN)
10:00	Mixed Team	Preliminary Round - Match 14 (AUS - COL)
11:30	Mixed Team	Preliminary Round - Match 15 (GBR - USA)
16:00	Mixed Team	Finals - Bronze Medal Match (COL - CAN)
18:00	Mixed Team	Finals - Gold Medal Match (USA - AUS)

RESULTBOOK

FLYING DISC

Mixed Team



The World Games 2013 C A L I Fair Play To The Planet



A STAR ALLIANCE MEMBER



tu mano amiga





Team Roster

Listado del Equipo

As of MON 29 JUL 2013

AUSTRALIA

NOC Code Bib	Name	Gender	Age
AUS	AUSTRALIA		29.1
1	MOORE Gavin Andrew John	M	30
5	LAVIS Timothy Stewart	M	31
10	MOORE Alisa Kate	W	33
14	HOLMES Jonathan Harry Glennie	M	33
17	PHILLIPS Michelle Elizabeth	W	25
18	ALEXANDER Danielle Monica	W	25
23	BLAKELEY Peter Timothy	M	26
28	BARR Sebastian	M	25
35	PHILLIPS Catherine Barbara	W	21
40	MALCHER Stephanie Claire	W	26
42	ROGACKI Tom Andrew	M	36
44	WENTWORTH Sarah	W	38
84	PILLAR Joel David	M	29



Team Roster

Listado del Equipo

As of MON 29 JUL 2013

CANADA

NOC Code Bib	Name	Gender	Age
CAN	CANADA		26.2
5	MERCIER Anne Rf	W	24
8	HIBBERT Morgan John Edwin	M	31
11	FORTIN Danielle Marie	W	26
16	MENZIES Nicholas Andrew	M	29
17	CHAN Sik Suen	W	32
19	DONALDSON Mira Alexandra	W	19
20	LINDQUIST Jeffrey Matthew	M	29
26	CADOTTE Caroline	W	31
33	COLLINS Andre George	M	37
81	YEARWOOD Adrian Patrick	M	24
89	LLOYD Mark James	M	23
90	HUI Catherine	W	23
91	HARRIS Cameron Neil	M	23



Team Roster

Listado del Equipo

As of MON 29 JUL 2013

COLOMBIA

NOC Code Bib	Name	Gender	Age
COL	COLOMBIA		25.2
0	DUQUE PEDROZA Julio David	M	27
4	IBARGUEN GUERRERO Luis Miguel	M	20
7	OSPINA GOMEZ Laura Cristina	W	19
9	RICO ACERO Eliana del Pilar	W	23
11	FORD GARCIA Alexander	M	31
15	MOSQUERA AGUILAR Elizabeth	W	20
20	CARTAGENA MUNOZ Yina Paola	W	22
23	GAVIRIA ARANGO Julian	M	24
45	MONTANO Santiago	M	28
52	MARTINEZ LUNG Mauricio Andres	M	33
85	BARRERA BERNAL Antonio	M	32
96	FORERO BECERRA Maria Angelica	W	20
99	MENDOZA CEGUA Yina Michel	W	28



Team Roster

Listado del Equipo

As of MON 29 JUL 2013

GREAT BRITAIN

NOC Code Bib	Name	Gender	Age
GBR	GREAT BRITAIN		27.1
6	TYLER David	M	27
7	PARSLOW Matthew	M	27
9	VERRALLS Jacqueline	W	27
11	THOMSON Jennifer	W	26
14	GORDON Oliver	M	25
18	GALE Richard	M	27
19	HARRIS Richard	M	27
23	FORTH Rebecca	W	37
26	EDMONDSON Sophie	W	25
27	BURKE Isabella	W	28
28	FOORD Justin	M	26
32	ABRAMS Thomas	M	24
41	HAIGH Rebecca	W	26



Team Roster

Listado del Equipo

As of MON 29 JUL 2013

JAPAN

NOC Code Bib	Name	Gender	Age
JPN	JAPAN		28.3
2	TANAKA Mizuho	M	31
3	TAKAHASHI Yasuo	M	29
5	OTSU Keiko	W	27
6	KURONO Masashi	M	26
7	INOMATA Sanako	W	28
9	ITO Madoka	M	33
10	MATSUNO Masahiro	M	29
11	ENZU Eri	W	31
12	NAMIKIRI Kaori	W	27
16	FUJIKAWA Akina	W	26
17	SAMESHIMA Satoru	M	31
97	SHIBA Keiichiro	M	25
99	FURUZAWA Takanori	M	25



Team Roster

Listado del Equipo

As of MON 29 JUL 2013


UNITED STATES OF AMERICA

NOC Code Bib	Name	Gender	Age
USA	UNITED STATES OF AMERICA		27.8
3	STUBBS George Winsor	M	24
4	SNYDER Alex Emily	M	30
5	CROUCH Cara Elizabeth	W	30
6	GRIFFITH Sarah J	W	27
9	PAYNE Octavia Aris	W	24
13	HOWARD Virginia Cree Gardenier	W	26
16	FARRELL Ryan	M	30
18	NATENBERG Michael Howard	M	32
19	BOSSCHER Georgia Lynn	W	26
27	JOYE Ashlin Solaris	M	25
40	TAYLOR Mc Pherson Clark	M	27
50	KITTREDGE Beaufort Brooks	M	31
78	TUNNELL Dylan Reese	M	29

Legend:

M Man

W Woman

Timing and Results provided by  TISSOT



Result Summary

Resumen del Resultado

As of TUE 30 JUL 2013

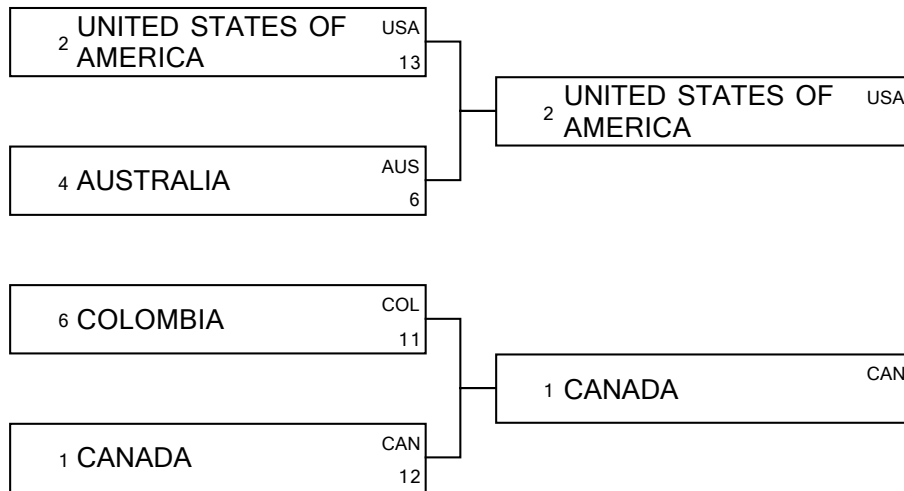
Match	Name	NOC Code	Result	NOC Code	Name
SUN 28 JUL 2013					
Preliminary Round Match 1	JAPAN	JPN	13 - 12	COL	COLOMBIA
Preliminary Round Match 2	CANADA	CAN	13 - 9	GBR	GREAT BRITAIN
Preliminary Round Match 3	UNITED STATES OF AMERICA	USA	13 - 8	AUS	AUSTRALIA
Preliminary Round Match 4	COLOMBIA	COL	13 - 10	GBR	GREAT BRITAIN
Preliminary Round Match 5	JAPAN	JPN	10 - 13	AUS	AUSTRALIA
Preliminary Round Match 6	UNITED STATES OF AMERICA	USA	13 - 8	CAN	CANADA
MON 29 JUL 2013					
Preliminary Round Match 7	GREAT BRITAIN	GBR	11 - 13	JPN	JAPAN
Preliminary Round Match 8	COLOMBIA	COL	7 - 13	USA	UNITED STATES OF AMERICA
Preliminary Round Match 9	AUSTRALIA	AUS	13 - 10	CAN	CANADA
Preliminary Round Match 10	JAPAN	JPN	9 - 12	USA	UNITED STATES OF AMERICA
Preliminary Round Match 11	CANADA	CAN	10 - 13	COL	COLOMBIA
Preliminary Round Match 12	AUSTRALIA	AUS	13 - 9	GBR	GREAT BRITAIN
TUE 30 JUL 2013					
Preliminary Round Match 13	CANADA	CAN	13 - 10	JPN	JAPAN
Preliminary Round Match 14	AUSTRALIA	AUS	13 - 11	COL	COLOMBIA
Preliminary Round Match 15	GREAT BRITAIN	GBR	9 - 13	USA	UNITED STATES OF AMERICA
Bronze Medal Match	COLOMBIA	COL	11 - 12	CAN	CANADA
Gold Medal Match	UNITED STATES OF AMERICA	USA	13 - 6	AUS	AUSTRALIA



Brackets
Grupos

As of TUE 30 JUL 2013

Finals



MEDALLISTS	
UNITED STATES OF AMERICA	USA
AUSTRALIA	AUS
CANADA	CAN



Round Robin Summary

Resumen del "Todos contra Todos"

As of TUE 30 JUL 2013

Rank	NOC Code	Name	A	B	C	D	E	F	Games	Wins	Goals Scored	Goals Recieved	Goals Difference
1	USA	A UNITED STATES OF AMERICA	-	13	13	13	12	13	5	5	64	41	23
2	AUS	B AUSTRALIA	8	-	13	13	13	13	5	4	60	53	7
3	COL	C COLOMBIA	7	11	-	13	12	13	5	2	56	59	-3
4	CAN	D CANADA	8	10	10	-	13	13	5	2	54	58	-4
5	JPN	E JAPAN	9	10	13	10	-	13	5	2	55	61	-6
6	GBR	F GREAT BRITAIN	9	9	10	9	11	-	5	0	48	65	-17



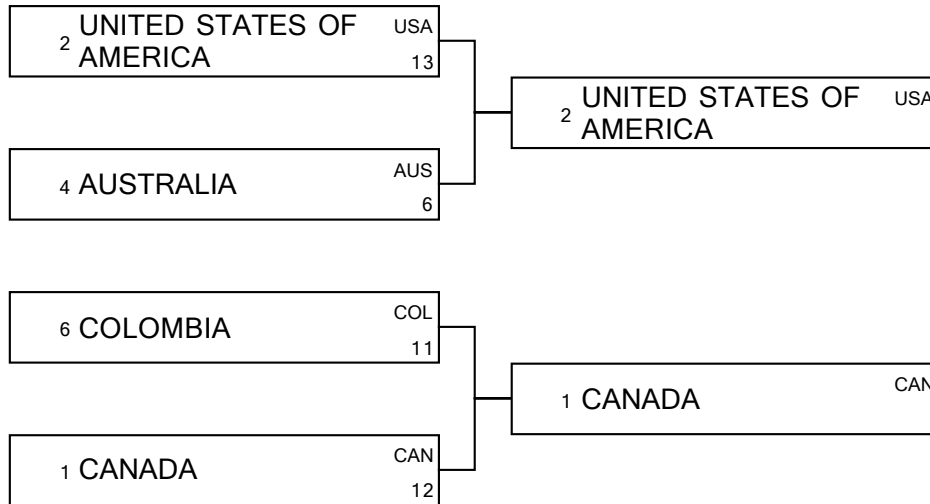
Tournament Summary

Resumen del Torneo

As of TUE 30 JUL 2013

Rank	NOC Code	Name	Games	Wins	Goals Scored	Goals Recieved	Goals Difference
1	USA	A UNITED STATES OF AMERICA	5	5	64	41	23
2	AUS	B AUSTRALIA	5	4	60	53	7
3	COL	C COLOMBIA	5	2	56	59	-3
4	CAN	D CANADA	5	2	54	58	-4
5	JPN	E JAPAN	5	2	55	61	-6
6	GBR	F GREAT BRITAIN	5	0	48	65	-17

Finals



Legend:
Q Qualified



Medallists

Medallistas

As of TUE 30 JUL 2013

GOLD

USA - United States

STUBBS George Winsor
SNYDER Alex Emily
CROUCH Cara Elizabeth
GRIFFITH Sarah J
PAYNE Octavia Aris
HOWARD Virginia Cree Gardenier
FARRELL Ryan
NATENBERG Michael Howard
BOSSCHER Georgia Lynn
JOYE Ashlin Solaris
TAYLOR Mc Pherson Clark
KITTRIDGE Beaufort Brooks
TUNNELL Dylan Reese

SILVER

AUS - Australia

MOORE Gavin Andrew John
LAVIS Timothy Stewart
MOORE Alisa Kate
HOLMES Jonathan Harry Glennie
PHILLIPS Michelle Elizabeth
ALEXANDER Danielle Monica
BLAKELEY Peter Timothy
BARR Sebastian
PHILLIPS Catherine Barbara
MALCHER Stephanie Claire
ROGACKI Tom Andrew
WENTWORTH Sarah
PILLAR Joel David

BRONZE

CAN - Canada

MERCIER Anne Rf
HIBBERT Morgan John Edwin
FORTIN Danielle Marie
MENZIES Nicholas Andrew
CHAN Sik Suen
DONALDSON Mira Alexandra
LINDQUIST Jeffrey Matthew
CADOTTE Caroline
COLLINS Andre George
YEARWOOD Adrian Patrick
LLOYD Mark James
HUI Catherine
HARRIS Cameron Neil

RESULTBOOK

FLYING DISC

Mixed Team Preliminary Round



The World Games
2013 CALI
Fair Play To The Planet



A STAR ALLIANCE MEMBER



tu mano amiga





Start List Summary

Resumen de la Lista de Inicio

As of SAT 27 JUL 2013

Match	Name	NOC Code	vs	NOC Code	Name
SUN 28 JUL 2013					
08:30 Match 1	JAPAN	JPN	-	COL	COLOMBIA
10:00 Match 2	CANADA	CAN	-	GBR	GREAT BRITAIN
11:30 Match 3	UNITED STATES OF AMERICA	USA	-	AUS	AUSTRALIA
16:10 Match 4	COLOMBIA	COL	-	GBR	GREAT BRITAIN
17:30 Match 5	JAPAN	JPN	-	AUS	AUSTRALIA
19:10 Match 6	UNITED STATES OF AMERICA	USA	-	CAN	CANADA
MON 29 JUL 2013					
08:30 Match 7	GREAT BRITAIN	GBR	-	JPN	JAPAN
10:00 Match 8	COLOMBIA	COL	-	USA	UNITED STATES OF AMERICA
11:30 Match 9	AUSTRALIA	AUS	-	CAN	CANADA
16:10 Match 10	JAPAN	JPN	-	USA	UNITED STATES OF AMERICA
17:30 Match 11	CANADA	CAN	-	COL	COLOMBIA
19:10 Match 12	AUSTRALIA	AUS	-	GBR	GREAT BRITAIN
TUE 30 JUL 2013					
08:30 Match 13	CANADA	CAN	-	JPN	JAPAN
10:00 Match 14	AUSTRALIA	AUS	-	COL	COLOMBIA
11:30 Match 15	GREAT BRITAIN	GBR	-	USA	UNITED STATES OF AMERICA



Start List
Lista de Salida

JAPAN vs **COLOMBIA**

JAPAN

Number	Name	Start Up
3	TAKAHASHI Yasuo	x
7	INOMATA Sanako	x
10	MATSUNO Masahiro	x
11	ENZU Eri	x
12	NAMIKIRI Kaori	x
17	SAMESHIMA Satoru	x
97	SHIBA Keiichiro	x
2	TANAKA Mizuho	
5	OTSU Keiko	
6	KURONO Masashi	
9	ITO Madoka	
16	FUJIKAWA Akina	
99	FURUZAWA Takanori	

COLOMBIA

Number	Name	Start Up
4	IBARGUEN GUERRERO Luis Miguel	x
9	RICO ACERO Eliana del Pilar	x
15	MOSQUERA AGUILAR Elizabeth	x
20	CARTAGENA MUNOZ Yina Paola	x
23	GAVIRIA ARANGO Julian	x
45	MONTANO Santiago	x
52	MARTINEZ LUNG Mauricio Andres	x
0	DUQUE PEDROZA Julio David	
7	OSPINA GOMEZ Laura Cristina	
11	FORD GARCIA Alexander	
85	BARRERA BERNAL Antonio	
96	FORERO BECERRA Maria Angelica	
99	MENDOZA CEGUA Yina Michel	



Result List

Lista de Resultados

Name	NOC Code	Goals 1st Half	Timeouts 1st Half	Goals 2nd Half	Timeouts 2nd Half	Timeouts	Goals
JAPAN	JPN	3		10	2	2	13
		Goals Thrown		Goals Caught			
2 TANAKA Mizuho		1					
3 TAKAHASHI Yasuo				2			
5 OTSU Keiko							
6 KURONO Masashi		5					
7 INOMATA Sanako							
9 ITO Madoka				4			
10 MATSUNO Masahiro		2		1			
11 ENZU Eri							
12 NAMIKIRI Kaori				1			
16 FUJIKAWA Akina							
17 SAMESHIMA Satoru		1		2			
97 SHIBA Keiichiro		1		2			
99 FURUZAWA Takanori		3		1			
COLOMBIA	COL	7		5	2	2	12
		Goals Thrown		Goals Caught			
0 DUQUE PEDROZA Julio David							
4 IBARGUEN GUERRERO Luis Miguel		1		3			
7 OSPINA GOMEZ Laura Cristina				1			
9 RICO ACERO Eliana del Pilar				2			
11 FORD GARCIA Alexander							
15 MOSQUERA AGUILAR Elizabeth							
20 CARTAGENA MUNOZ Yina Paola		1					
23 GAVIRIA ARANGO Julian		3					
45 MONTANO Santiago							
52 MARTINEZ LUNG Mauricio Andres		4		2			
85 BARRERA BERNAL Antonio		2		1			
96 FORERO BECERRA Maria Angelica		1		1			
99 MENDOZA CEGUA Yina Michel				2			



Start List

 Lista de Salida

CANADA vs **GREAT BRITAIN**

CANADA

Number	Name	Start Up
8	HIBBERT Morgan John Edwin	x
16	MENZIES Nicholas Andrew	x
17	CHAN Sik Suen	x
26	CADOTTE Caroline	x
33	COLLINS Andre George	x
89	LLOYD Mark James	x
90	HUI Catherine	x
5	MERCIER Anne Rf	
11	FORTIN Danielle Marie	
19	DONALDSON Mira Alexandra	
20	LINDQUIST Jeffrey Matthew	
81	YEARWOOD Adrian Patrick	
91	HARRIS Cameron Neil	

GREAT BRITAIN

Number	Name	Start Up
6	TYLER David	x
9	VERRALLS Jacqueline	x
11	THOMSON Jennifer	x
18	GALE Richard	x
28	FOORD Justin	x
32	ABRAMS Thomas	x
41	HAIGH Rebecca	x
23	FORTH Rebecca	
7	PARSLOW Matthew	
14	GORDON Oliver	
19	HARRIS Richard	
26	EDMONDSON Sophie	
27	BURKE Isabella	



Result List

Lista de Resultados

Name	NOC Code	Goals 1st Half	Timeouts 1st Half	Goals 2nd Half	Timeouts 2nd Half	Timeouts	Goals
CANADA	CAN	4		9	1	1	13
		Goals Thrown		Goals Caught			
5	MERCIER Anne Rf	1					
8	HIBBERT Morgan John Edwin			1			
11	FORTIN Danielle Marie			2			
16	MENZIES Nicholas Andrew	3					
17	CHAN Sik Suen			1			
19	DONALDSON Mira Alexandra						
20	LINDQUIST Jeffrey Matthew	1		2			
26	CADOTTE Caroline	1					
33	COLLINS Andre George	1		1			
81	YEARWOOD Adrian Patrick	4					
89	LLOYD Mark James			3			
90	HUI Catherine			1			
91	HARRIS Cameron Neil	2		2			
GREAT BRITAIN	GBR	7	1	2	1	2	9
		Goals Thrown		Goals Caught			
6	TYLER David						1
7	PARSLOW Matthew	2					
9	VERRALLS Jacqueline			1			
11	THOMSON Jennifer						
14	GORDON Oliver	1		1			
18	GALE Richard	1		1			
19	HARRIS Richard			1			
23	FORTH Rebecca			1			
26	EDMONDSON Sophie						
27	BURKE Isabella	1					
28	FOORD Justin	1		3			
32	ABRAMS Thomas	3					
41	HAIGH Rebecca						



Start List
Lista de Salida

UNITED STATES OF AMERICA vs **AUSTRALIA**

UNITED STATES OF AMERICA

Number	Name	Start Up
3	STUBBS George Winsor	x
4	SNYDER Alex Emily	x
5	CROUCH Cara Elizabeth	x
13	HOWARD Virginia Cree Gardenier	x
18	NATENBERG Michael Howard	x
50	KITTREDGE Beaufort Brooks	x
78	TUNNELL Dylan Reese	x
6	GRIFFITH Sarah J	
9	PAYNE Octavia Aris	
16	FARRELL Ryan	
19	BOSSCHER Georgia Lynn	
27	JOYE Ashlin Solaris	
40	TAYLOR Mc Pherson Clark	

AUSTRALIA

Number	Name	Start Up
1	MOORE Gavin Andrew John	x
5	LAVIS Timothy Stewart	x
14	HOLMES Jonathan Harry Glennie	x
17	PHILLIPS Michelle Elizabeth	x
23	BLAKELEY Peter Timothy	x
42	ROGACKI Tom Andrew	x
44	WENTWORTH Sarah	x
10	MOORE Alisa Kate	
18	ALEXANDER Danielle Monica	
28	BARR Sebastian	
35	PHILLIPS Catherine Barbara	
40	MALCHER Stephanie Claire	
84	PILLAR Joel David	



Result List

Lista de Resultados

Name	NOC Code	Goals 1st Half	Timeouts 1st Half	Goals 2nd Half	Timeouts 2nd Half	Timeouts	Goals
UNITED STATES OF AMERICA		USA	7	2	6	2	13
		Goals Thrown		Goals Caught			
3	STUBBS George Winsor	2		2			
4	SNYDER Alex Emily						
5	CROUCH Cara Elizabeth	1					
6	GRIFFITH Sarah J			2			
9	PAYNE Octavia Aris	1					
13	HOWARD Virginia Cree Gardenier			1			
16	FARRELL Ryan	1		1			
18	NATENBERG Michael Howard	1					
19	BOSSCHER Georgia Lynn						
27	JOYE Ashlin Solaris	3		1			
40	TAYLOR Mc Pherson Clark	3		1			
50	KITTREDGE Beaufort Brooks			4			
78	TUNNELL Dylan Reese	1		1			
AUSTRALIA		AUS	6	1	2	1	8
		Goals Thrown		Goals Caught			
1	MOORE Gavin Andrew John						
5	LAVIS Timothy Stewart	1					
10	MOORE Alisa Kate						
14	HOLMES Jonathan Harry Glennie	3					
17	PHILLIPS Michelle Elizabeth						
18	ALEXANDER Danielle Monica						
23	BLAKELEY Peter Timothy	1		1			
28	BARR Sebastian	1					
35	PHILLIPS Catherine Barbara			1			
40	MALCHER Stephanie Claire			1			
42	ROGACKI Tom Andrew	1		2			
44	WENTWORTH Sarah			2			
84	PILLAR Joel David	1		1			



Start List

 Lista de Salida

COLOMBIA vs **GREAT BRITAIN**

COLOMBIA

Number	Name	Start Up
0	DUQUE PEDROZA Julio David	x
7	OSPINA GOMEZ Laura Cristina	x
11	FORD GARCIA Alexander	x
23	GAVIRIA ARANGO Julian	x
85	BARRERA BERNAL Antonio	x
96	FORERO BECERRA Maria Angelica	x
99	MENDOZA CEGUA Yina Michel	x
4	IBARGUEN GUERRERO Luis Miguel	
9	RICO ACERO Eliana del Pilar	
15	MOSQUERA AGUILAR Elizabeth	
20	CARTAGENA MUNOZ Yina Paola	
45	MONTANO Santiago	
52	MARTINEZ LUNG Mauricio Andres	

GREAT BRITAIN

Number	Name	Start Up
6	TYLER David	x
7	PARSLOW Matthew	x
9	VERRALLS Jacqueline	x
11	THOMSON Jennifer	x
18	GALE Richard	x
27	BURKE Isabella	x
28	FOORD Justin	x
14	GORDON Oliver	
19	HARRIS Richard	
23	FORTH Rebecca	
26	EDMONDSON Sophie	
32	ABRAMS Thomas	
41	HAIGH Rebecca	



Result List
Lista de Resultados

Name	NOC Code	Goals 1st Half	Timeouts 1st Half	Goals 2nd Half	Timeouts 2nd Half	Timeouts	Goals
COLOMBIA	COL	5	2	8	1	3	13
	Goals Thrown			Goals Caught			
0 DUQUE PEDROZA Julio David		1					
4 IBARGUEN GUERRERO Luis Miguel		1		1			
7 OSPINA GOMEZ Laura Cristina		1					
9 RICO ACERO Eliana del Pilar							
11 FORD GARCIA Alexander		1		1			
15 MOSQUERA AGUILAR Elizabeth				7			
20 CARTAGENA MUNOZ Yina Paola		6					
23 GAVIRIA ARANGO Julian		1					
45 MONTANO Santiago		1					
52 MARTINEZ LUNG Mauricio Andres		1					
85 BARRERA BERNAL Antonio				1			
96 FORERO BECERRA Maria Angelica				1			
99 MENDOZA CEGUA Yina Michel				1			
GREAT BRITAIN	GBR	7	1	3	1	2	10
	Goals Thrown			Goals Caught			
6 TYLER David		3		1			
7 PARSLOW Matthew		1		1			
9 VERRALLS Jacqueline							
11 THOMSON Jennifer							
14 GORDON Oliver							
18 GALE Richard		1					
19 HARRIS Richard				1			
26 EDMONDSON Sophie		1					
27 BURKE Isabella		1		2			
28 FOORD Justin		2		4			
32 ABRAMS Thomas				1			
41 HAIGH Rebecca							



Start List
 Lista de Salida

JAPAN vs **AUSTRALIA**

JAPAN

Number	Name	Start Up
3	TAKAHASHI Yasuo	x
5	OTSU Keiko	x
7	INOMATA Sanako	x
11	ENZU Eri	x
17	SAMESHIMA Satoru	x
97	SHIBA Keiichiro	x
99	FURUZAWA Takanori	x
2	TANAKA Mizuho	
6	KURONO Masashi	
9	ITO Madoka	
10	MATSUNO Masahiro	
12	NAMIKIRI Kaori	
16	FUJIKAWA Akina	

AUSTRALIA

Number	Name	Start Up
5	LAVIS Timothy Stewart	x
14	HOLMES Jonathan Harry Glennie	x
17	PHILLIPS Michelle Elizabeth	x
35	PHILLIPS Catherine Barbara	x
42	ROGACKI Tom Andrew	x
44	WENTWORTH Sarah	x
84	PILLAR Joel David	x
1	MOORE Gavin Andrew John	
10	MOORE Alisa Kate	
18	ALEXANDER Danielle Monica	
23	BLAKELEY Peter Timothy	
28	BARR Sebastian	
40	MALCHER Stephanie Claire	



Result List

Lista de Resultados

Name	NOC Code	Goals 1st Half	Timeouts 1st Half	Goals 2nd Half	Timeouts 2nd Half	Timeouts	Goals
JAPAN	JPN	5	1	5		1	10
		Goals Thrown		Goals Caught			
2	TANAKA Mizuho	1					
3	TAKAHASHI Yasuo						
5	OTSU Keiko						
6	KURONO Masashi	4					
7	INOMATA Sanako			2			
9	ITO Madoka			3			
10	MATSUNO Masahiro			2			
11	ENZU Eri	1					
12	NAMIKIRI Kaori			1			
16	FUJIKAWA Akina	2					
17	SAMESHIMA Satoru	1		1			
97	SHIBA Keiichiro	1					
99	FURUZAWA Takanori			1			
AUSTRALIA	AUS	7	1	6	1	2	13
		Goals Thrown		Goals Caught			
1	MOORE Gavin Andrew John	1		4			
5	LAVIS Timothy Stewart	4					
10	MOORE Alisa Kate			2			
14	HOLMES Jonathan Harry Glennie			1			
17	PHILLIPS Michelle Elizabeth			2			
18	ALEXANDER Danielle Monica						
23	BLAKELEY Peter Timothy	1		1			
28	BARR Sebastian	1					
35	PHILLIPS Catherine Barbara						
40	MALCHER Stephanie Claire			2			
42	ROGACKI Tom Andrew	4					
44	WENTWORTH Sarah			1			
84	PILLAR Joel David	2					



Start List

 Lista de Salida

UNITED STATES OF AMERICA vs **CANADA**

UNITED STATES OF AMERICA

Number	Name	Start Up
6	GRIFFITH Sarah J	x
9	PAYNE Octavia Aris	x
16	FARRELL Ryan	x
19	BOSSCHER Georgia Lynn	x
27	JOYE Ashlin Solaris	x
40	TAYLOR Mc Pherson Clark	x
50	KITTREDGE Beaufort Brooks	x
3	STUBBS George Winsor	
4	SNYDER Alex Emily	
5	CROUCH Cara Elizabeth	
13	HOWARD Virginia Cree Gardenier	
18	NATENBERG Michael Howard	
78	TUNNELL Dylan Reese	

CANADA

Number	Name	Start Up
5	MERCIER Anne Rf	x
11	FORTIN Danielle Marie	x
19	DONALDSON Mira Alexandra	x
20	LINDQUIST Jeffrey Matthew	x
81	YEARWOOD Adrian Patrick	x
89	LLOYD Mark James	x
91	HARRIS Cameron Neil	x
8	HIBBERT Morgan John Edwin	
16	MENZIES Nicholas Andrew	
17	CHAN Sik Suen	
26	CADOTTE Caroline	
33	COLLINS Andre George	
90	HUI Catherine	



Result List
Lista de Resultados

Name	NOC Code	Goals 1st Half	Timeouts 1st Half	Goals 2nd Half	Timeouts 2nd Half	Timeouts	Goals
UNITED STATES OF AMERICA		USA	7	6	1	1	13
		Goals Thrown		Goals Caught			
3	STUBBS George Winsor			1			
4	SNYDER Alex Emily						
5	CROUCH Cara Elizabeth						
6	GRIFFITH Sarah J			2			
9	PAYNE Octavia Aris			1			
13	HOWARD Virginia Cree Gardenier			2			
16	FARRELL Ryan	2		1			
18	NATENBERG Michael Howard	1		1			
19	BOSSCHER Georgia Lynn						
27	JOYE Ashlin Solaris	3		1			
40	TAYLOR Mc Pherson Clark	2		3			
50	KITTREDGE Beaufort Brooks	1		1			
78	TUNNELL Dylan Reese	4					
CANADA		CAN	3	5	1	1	8
		Goals Thrown		Goals Caught			
5	MERCIER Anne Rf			1			
8	HIBBERT Morgan John Edwin	1		2			
11	FORTIN Danielle Marie						
16	MENZIES Nicholas Andrew	2					
17	CHAN Sik Suen						
19	DONALDSON Mira Alexandra						
20	LINDQUIST Jeffrey Matthew	1		1			
26	CADOTTE Caroline						
33	COLLINS Andre George	1		1			
81	YEARWOOD Adrian Patrick	2					
89	LLOYD Mark James			1			
90	HUI Catherine			2			
91	HARRIS Cameron Neil						



Start List

 Lista de Salida

GREAT BRITAIN vs **JAPAN**

GREAT BRITAIN

Number	Name	Start Up
6	TYLER David	x
9	VERRALLS Jacqueline	x
18	GALE Richard	x
26	EDMONDSON Sophie	x
27	BURKE Isabella	x
28	FOORD Justin	x
32	ABRAMS Thomas	x
7	PARSLOW Matthew	
11	THOMSON Jennifer	
14	GORDON Oliver	
19	HARRIS Richard	
23	FORTH Rebecca	
41	HAIGH Rebecca	

JAPAN

Number	Name	Start Up
3	TAKAHASHI Yasuo	x
5	OTSU Keiko	x
9	ITO Madoka	x
11	ENZU Eri	x
17	SAMESHIMA Satoru	x
97	SHIBA Keiichiro	x
99	FURUZAWA Takanori	x
2	TANAKA Mizuho	
6	KURONO Masashi	
7	INOMATA Sanako	
10	MATSUNO Masahiro	
12	NAMIKIRI Kaori	
16	FUJIKAWA Akina	



Result List

Lista de Resultados

Name	NOC Code	Goals 1st Half	Timeouts 1st Half	Goals 2nd Half	Timeouts 2nd Half	Timeouts	Goals	
GREAT BRITAIN		GBR	7	2	4	1	3	11
		Goals Thrown		Goals Caught				
6 TYLER David		2						
7 PARSLOW Matthew								
9 VERRALLS Jacqueline		1						
11 THOMSON Jennifer				1				
14 GORDON Oliver		1						
18 GALE Richard				2				
19 HARRIS Richard		1		3				
26 EDMONDSON Sophie								
27 BURKE Isabella				1				
28 FOORD Justin		2		4				
32 ABRAMS Thomas		1						
41 HAIGH Rebecca								
JAPAN		JPN	6	1	7	1	2	13
		Goals Thrown		Goals Caught				
2 TANAKA Mizuho		2		1				
3 TAKAHASHI Yasuo								
5 OTSU Keiko								
6 KURONO Masashi		1						
7 INOMATA Sanako				3				
9 ITO Madoka				2				
10 MATSUNO Masahiro		1		2				
11 ENZU Eri		3						
12 NAMIKIRI Kaori				1				
16 FUJIKAWA Akina		3		1				
17 SAMESHIMA Satoru		2		2				
97 SHIBA Keiichiro		1						
99 FURUZAWA Takanori				1				



Start List
Lista de Salida

COLOMBIA vs **UNITED STATES OF AMERICA**

COLOMBIA

Number	Name	Start Up
0	DUQUE PEDROZA Julio David	x
7	OSPINA GOMEZ Laura Cristina	x
11	FORD GARCIA Alexander	x
45	MONTANO Santiago	x
85	BARRERA BERNAL Antonio	x
96	FORERO BECERRA Maria Angelica	x
99	MENDOZA CEGUA Yina Michel	x
4	IBARGUEN GUERRERO Luis Miguel	
9	RICO ACERO Eliana del Pilar	
15	MOSQUERA AGUILAR Elizabeth	
20	CARTAGENA MUNOZ Yina Paola	
23	GAVIRIA ARANGO Julian	
52	MARTINEZ LUNG Mauricio Andres	

UNITED STATES OF AMERICA

Number	Name	Start Up
3	STUBBS George Winsor	x
5	CROUCH Cara Elizabeth	x
6	GRIFFITH Sarah J	x
13	HOWARD Virginia Cree Gardenier	x
18	NATENBERG Michael Howard	x
50	KITTREDGE Beaufort Brooks	x
78	TUNNELL Dylan Reese	x
4	SNYDER Alex Emily	
9	PAYNE Octavia Aris	
16	FARRELL Ryan	
19	BOSSCHER Georgia Lynn	
27	JOYE Ashlin Solaris	
40	TAYLOR Mc Pherson Clark	



Result List

Lista de Resultados

Name	NOC Code	Goals 1st Half	Timeouts 1st Half	Goals 2nd Half	Timeouts 2nd Half	Timeouts	Goals
COLOMBIA	COL	4	1	3	2	3	7
	Goals Thrown	Goals Caught					
0 DUQUE PEDROZA Julio David		2					
4 IBARGUEN GUERRERO Luis Miguel							
7 OSPINA GOMEZ Laura Cristina							
9 RICO ACERO Eliana del Pilar							
11 FORD GARCIA Alexander		1					
15 MOSQUERA AGUILAR Elizabeth				3			
20 CARTAGENA MUNOZ Yina Paola							
23 GAVIRIA ARANGO Julian		1					
45 MONTANO Santiago				1			
52 MARTINEZ LUNG Mauricio Andres		2		1			
85 BARRERA BERNAL Antonio				1			
96 FORERO BECERRA Maria Angelica							
99 MENDOZA CEGUA Yina Michel				1			
UNITED STATES OF AMERICA	USA	7	1	6	1	2	13
	Goals Thrown	Goals Caught					
3 STUBBS George Winsor		1		1			
4 SNYDER Alex Emily							
5 CROUCH Cara Elizabeth				1			
6 GRIFFITH Sarah J				1			
9 PAYNE Octavia Aris							
13 HOWARD Virginia Cree Gardenier							
16 FARRELL Ryan		1		3			
18 NATENBERG Michael Howard				1			
19 BOSSCHER Georgia Lynn				1			
27 JOYE Ashlin Solaris							
40 TAYLOR Mc Pherson Clark		6		1			
50 KITTREDGE Beaufort Brooks		2		3			
78 TUNNELL Dylan Reese		3		1			



Start List

 Lista de Salida

AUSTRALIA vs CANADA

AUSTRALIA

Number	Name	Start Up
1	MOORE Gavin Andrew John	x
10	MOORE Alisa Kate	x
14	HOLMES Jonathan Harry Glennie	x
17	PHILLIPS Michelle Elizabeth	x
28	BARR Sebastian	x
42	ROGACKI Tom Andrew	x
44	WENTWORTH Sarah	x
5	LAVIS Timothy Stewart	
18	ALEXANDER Danielle Monica	
23	BLAKELEY Peter Timothy	
35	PHILLIPS Catherine Barbara	
40	MALCHER Stephanie Claire	
84	PILLAR Joel David	

CANADA

Number	Name	Start Up
5	MERCIER Anne Rf	x
11	FORTIN Danielle Marie	x
19	DONALDSON Mira Alexandra	x
20	LINDQUIST Jeffrey Matthew	x
81	YEARWOOD Adrian Patrick	x
89	LLOYD Mark James	x
91	HARRIS Cameron Neil	x
8	HIBBERT Morgan John Edwin	
16	MENZIES Nicholas Andrew	
17	CHAN Sik Suen	
26	CADOTTE Caroline	
33	COLLINS Andre George	
90	HUI Catherine	



Result List

Lista de Resultados

Name	NOC Code	Goals 1st Half	Timeouts 1st Half	Goals 2nd Half	Timeouts 2nd Half	Timeouts	Goals
AUSTRALIA	AUS	7	1	6	1	2	13
		Goals Thrown		Goals Caught			
1 MOORE Gavin Andrew John		1		2			
5 LAVIS Timothy Stewart		1					
10 MOORE Alisa Kate				1			
14 HOLMES Jonathan Harry Glennie		2					
17 PHILLIPS Michelle Elizabeth							
18 ALEXANDER Danielle Monica				3			
23 BLAKELEY Peter Timothy				1			
28 BARR Sebastian							
35 PHILLIPS Catherine Barbara							
40 MALCHER Stephanie Claire				2			
42 ROGACKI Tom Andrew		3		2			
44 WENTWORTH Sarah				2			
84 PILLAR Joel David		6					
CANADA	CAN	2	1	8	1	2	10
		Goals Thrown		Goals Caught			
5 MERCIER Anne Rf							
8 HIBBERT Morgan John Edwin		1					
11 FORTIN Danielle Marie							
16 MENZIES Nicholas Andrew		1		1			
17 CHAN Sik Suen							
19 DONALDSON Mira Alexandra							
20 LINDQUIST Jeffrey Matthew		1		5			
26 CADOTTE Caroline		1					
33 COLLINS Andre George							
81 YEARWOOD Adrian Patrick		2		1			
89 LLOYD Mark James		3		2			
90 HUI Catherine				1			
91 HARRIS Cameron Neil		1					



Start List
 Lista de Salida

JAPAN vs **UNITED STATES OF AMERICA**

JAPAN

Number	Name	Start Up
5	OTSU Keiko	x
10	MATSUNO Masahiro	x
11	ENZU Eri	x
16	FUJIKAWA Akina	x
17	SAMESHIMA Satoru	x
97	SHIBA Keiichiro	x
99	FURUZAWA Takanori	x
2	TANAKA Mizuho	
3	TAKAHASHI Yasuo	
6	KURONO Masashi	
7	INOMATA Sanako	
9	ITO Madoka	
12	NAMIKIRI Kaori	

UNITED STATES OF AMERICA

Number	Name	Start Up
3	STUBBS George Winsor	x
4	SNYDER Alex Emily	x
5	CROUCH Cara Elizabeth	x
13	HOWARD Virginia Cree Gardenier	x
18	NATENBERG Michael Howard	x
50	KITTREDGE Beaufort Brooks	x
78	TUNNELL Dylan Reese	x
6	GRIFFITH Sarah J	
9	PAYNE Octavia Aris	
16	FARRELL Ryan	
19	BOSSCHER Georgia Lynn	
27	JOYE Ashlin Solaris	
40	TAYLOR Mc Pherson Clark	



Result List

Lista de Resultados

Name	NOC Code	Goals 1st Half	Timeouts 1st Half	Goals 2nd Half	Timeouts 2nd Half	Timeouts	Goals
JAPAN	JPN	7	1	2	1	2	9
	Goals Thrown			Goals Caught			
2 TANAKA Mizuho		1		1			
3 TAKAHASHI Yasuo		1					
5 OTSU Keiko							
6 KURONO Masashi		1					
7 INOMATA Sanako				1			
9 ITO Madoka				2			
10 MATSUNO Masahiro		3		1			
11 ENZU Eri				1			
12 NAMIKIRI Kaori							
16 FUJIKAWA Akina		1					
17 SAMESHIMA Satoru				2			
97 SHIBA Keiichiro		2					
99 FURUZAWA Takanori				1			
UNITED STATES OF AMERICA	USA	6	1	6	2	3	12
	Goals Thrown			Goals Caught			
3 STUBBS George Winsor				2			
4 SNYDER Alex Emily							
5 CROUCH Cara Elizabeth		1					
6 GRIFFITH Sarah J				2			
9 PAYNE Octavia Aris				1			
13 HOWARD Virginia Cree Gardenier				1			
16 FARRELL Ryan		1					
18 NATENBERG Michael Howard		2		2			
19 BOSSCHER Georgia Lynn		1					
27 JOYE Ashlin Solaris		2					
40 TAYLOR Mc Pherson Clark		2					
50 KITTREDGE Beaufort Brooks		1		3			
78 TUNNELL Dylan Reese		2		1			



Start List
Lista de Salida

CANADA vs **COLOMBIA**

CANADA

Number	Name	Start Up
5	MERCIER Anne Rf	x
8	HIBBERT Morgan John Edwin	x
11	FORTIN Danielle Marie	x
19	DONALDSON Mira Alexandra	x
20	LINDQUIST Jeffrey Matthew	x
89	LLOYD Mark James	x
91	HARRIS Cameron Neil	x
16	MENZIES Nicholas Andrew	
17	CHAN Sik Suen	
26	CADOTTE Caroline	
33	COLLINS Andre George	
81	YEARWOOD Adrian Patrick	
90	HUI Catherine	

COLOMBIA

Number	Name	Start Up
0	DUQUE PEDROZA Julio David	x
7	OSPINA GOMEZ Laura Cristina	x
11	FORD GARCIA Alexander	x
52	MARTINEZ LUNG Mauricio Andres	x
85	BARRERA BERNAL Antonio	x
96	FORERO BECERRA Maria Angelica	x
99	MENDOZA CEGUA Yina Michel	x
4	IBARGUEN GUERRERO Luis Miguel	
9	RICO ACERO Eliana del Pilar	
15	MOSQUERA AGUILAR Elizabeth	
20	CARTAGENA MUNOZ Yina Paola	
23	GAVIRIA ARANGO Julian	
45	MONTANO Santiago	



Result List

Lista de Resultados

Name	NOC Code	Goals 1st Half	Timeouts 1st Half	Goals 2nd Half	Timeouts 2nd Half	Timeouts	Goals
CANADA	CAN	5	1	5	2	3	10
		Goals Thrown		Goals Caught			
5	MERCIER Anne Rf	1					
8	HIBBERT Morgan John Edwin			1			
11	FORTIN Danielle Marie	1					
16	MENZIES Nicholas Andrew	2					
17	CHAN Sik Suen	1					
19	DONALDSON Mira Alexandra						
20	LINDQUIST Jeffrey Matthew	1		2			
26	CADOTTE Caroline						
33	COLLINS Andre George						
81	YEARWOOD Adrian Patrick	1		1			
89	LLOYD Mark James	1		2			
90	HUI Catherine			1			
91	HARRIS Cameron Neil	2		3			
COLOMBIA	COL	7		6	3	3	13
		Goals Thrown		Goals Caught			
0	DUQUE PEDROZA Julio David	3					
4	IBARGUEN GUERRERO Luis Miguel	1		2			
7	OSPINA GOMEZ Laura Cristina			1			
9	RICO ACERO Eliana del Pilar			1			
11	FORD GARCIA Alexander	1					
15	MOSQUERA AGUILAR Elizabeth	1		2			
20	CARTAGENA MUNOZ Yina Paola						
23	GAVIRIA ARANGO Julian	2					
45	MONTANO Santiago	1		1			
52	MARTINEZ LUNG Mauricio Andres	3		2			
85	BARRERA BERNAL Antonio	1		1			
96	FORERO BECERRA Maria Angelica			2			
99	MENDOZA CEGUA Yina Michel			1			



Start List
Lista de Salida

AUSTRALIA vs **GREAT BRITAIN**

AUSTRALIA

Number	Name	Start Up
1	MOORE Gavin Andrew John	x
10	MOORE Alisa Kate	x
14	HOLMES Jonathan Harry Glennie	x
17	PHILLIPS Michelle Elizabeth	x
18	ALEXANDER Danielle Monica	x
28	BARR Sebastian	x
42	ROGACKI Tom Andrew	x
5	LAVIS Timothy Stewart	
23	BLAKELEY Peter Timothy	
35	PHILLIPS Catherine Barbara	
40	MALCHER Stephanie Claire	
44	WENTWORTH Sarah	
84	PILLAR Joel David	

GREAT BRITAIN

Number	Name	Start Up
6	TYLER David	x
7	PARSLOW Matthew	x
11	THOMSON Jennifer	x
27	BURKE Isabella	x
28	FOORD Justin	x
32	ABRAMS Thomas	x
41	HAIGH Rebecca	x
9	VERRALLS Jacqueline	
14	GORDON Oliver	
18	GALE Richard	
19	HARRIS Richard	
23	FORTH Rebecca	
26	EDMONDSON Sophie	



Result List

Lista de Resultados

Name	NOC Code	Goals 1st Half	Timeouts 1st Half	Goals 2nd Half	Timeouts 2nd Half	Timeouts	Goals
AUSTRALIA	AUS	7	1	6	1	2	13
		Goals Thrown		Goals Caught			
1 MOORE Gavin Andrew John							1
5 LAVIS Timothy Stewart							1
10 MOORE Alisa Kate							
14 HOLMES Jonathan Harry Glennie		1					
17 PHILLIPS Michelle Elizabeth							1
18 ALEXANDER Danielle Monica							3
23 BLAKELEY Peter Timothy							1
28 BARR Sebastian		5					1
35 PHILLIPS Catherine Barbara		1					2
40 MALCHER Stephanie Claire							
42 ROGACKI Tom Andrew		2					1
44 WENTWORTH Sarah							1
84 PILLAR Joel David		4					1
GREAT BRITAIN	GBR	6	1	3		1	9
		Goals Thrown		Goals Caught			
6 TYLER David		2					1
7 PARSLOW Matthew		1					1
9 VERRALLS Jacqueline		1					1
11 THOMSON Jennifer							
14 GORDON Oliver		1					
18 GALE Richard		1					2
19 HARRIS Richard							1
26 EDMONDSON Sophie							
27 BURKE Isabella							1
28 FOORD Justin		3					1
32 ABRAMS Thomas							
41 HAIGH Rebecca							



Start List
 Lista de Salida

CANADA vs JAPAN

CANADA

Number	Name	Start Up
5	MERCIER Anne Rf	x
8	HIBBERT Morgan John Edwin	x
16	MENZIES Nicholas Andrew	x
19	DONALDSON Mira Alexandra	x
26	CADOTTE Caroline	x
81	YEARWOOD Adrian Patrick	x
89	LLOYD Mark James	x
20	LINDQUIST Jeffrey Matthew	
11	FORTIN Danielle Marie	
17	CHAN Sik Suen	
33	COLLINS Andre George	
90	HUI Catherine	
91	HARRIS Cameron Neil	

JAPAN

Number	Name	Start Up
3	TAKAHASHI Yasuo	x
5	OTSU Keiko	x
7	INOMATA Sanako	x
11	ENZU Eri	x
17	SAMESHIMA Satoru	x
97	SHIBA Keiichiro	x
99	FURUZAWA Takanori	x
2	TANAKA Mizuho	
6	KURONO Masashi	
9	ITO Madoka	
10	MATSUNO Masahiro	
12	NAMIKIRI Kaori	
16	FUJIKAWA Akina	



Result List
Lista de Resultados

Name	NOC Code	Goals 1st Half	Timeouts 1st Half	Goals 2nd Half	Timeouts 2nd Half	Timeouts	Goals
CANADA	CAN	7	1	6	2	3	13
		Goals Thrown		Goals Caught			
5 MERCIER Anne Rf		1					
8 HIBBERT Morgan John Edwin		3		3			
11 FORTIN Danielle Marie							
16 MENZIES Nicholas Andrew		1		1			
17 CHAN Sik Suen							
19 DONALDSON Mira Alexandra		3					
20 LINDQUIST Jeffrey Matthew		2		2			
26 CADOTTE Caroline				1			
33 COLLINS Andre George				1			
81 YEARWOOD Adrian Patrick				1			
89 LLOYD Mark James		2		2			
90 HUI Catherine				2			
91 HARRIS Cameron Neil		1					
JAPAN	JPN	6	1	4	1	2	10
		Goals Thrown		Goals Caught			
2 TANAKA Mizuho							
3 TAKAHASHI Yasuo							
5 OTSU Keiko							
6 KURONO Masashi							
7 INOMATA Sanako							
9 ITO Madoka				2			
10 MATSUNO Masahiro		2		1			
11 ENZU Eri		4		2			
12 NAMIKIRI Kaori		1					
16 FUJIKAWA Akina		1					
17 SAMESHIMA Satoru		1		1			
97 SHIBA Keiichiro				1			
99 FURUZAWA Takanori		1		3			



Start List
Lista de Salida

AUSTRALIA vs **COLOMBIA**

AUSTRALIA

Number	Name	Start Up
5	LAVIS Timothy Stewart	x
18	ALEXANDER Danielle Monica	x
23	BLAKELEY Peter Timothy	x
35	PHILLIPS Catherine Barbara	x
40	MALCHER Stephanie Claire	x
42	ROGACKI Tom Andrew	x
84	PILLAR Joel David	x
1	MOORE Gavin Andrew John	
10	MOORE Alisa Kate	
14	HOLMES Jonathan Harry Glennie	
17	PHILLIPS Michelle Elizabeth	
28	BARR Sebastian	
44	WENTWORTH Sarah	

COLOMBIA

Number	Name	Start Up
0	DUQUE PEDROZA Julio David	x
7	OSPINA GOMEZ Laura Cristina	x
11	FORD GARCIA Alexander	x
23	GAVIRIA ARANGO Julian	x
85	BARRERA BERNAL Antonio	x
96	FORERO BECERRA Maria Angelica	x
99	MENDOZA CEGUA Yina Michel	x
4	IBARGUEN GUERRERO Luis Miguel	
9	RICO ACERO Eliana del Pilar	
15	MOSQUERA AGUILAR Elizabeth	
20	CARTAGENA MUNOZ Yina Paola	
45	MONTANO Santiago	
52	MARTINEZ LUNG Mauricio Andres	



Result List
Lista de Resultados

Name	NOC Code	Goals 1st Half	Timeouts 1st Half	Goals 2nd Half	Timeouts 2nd Half	Timeouts	Goals
AUSTRALIA	AUS	7	1	6	1	2	13
		Goals Thrown		Goals Caught			
1 MOORE Gavin Andrew John							3
5 LAVIS Timothy Stewart		1		2			
10 MOORE Alisa Kate							
14 HOLMES Jonathan Harry Glennie				2			
17 PHILLIPS Michelle Elizabeth							
18 ALEXANDER Danielle Monica							
23 BLAKELEY Peter Timothy		1		2			
28 BARR Sebastian							
35 PHILLIPS Catherine Barbara							
40 MALCHER Stephanie Claire							
42 ROGACKI Tom Andrew		8		2			
44 WENTWORTH Sarah				2			
84 PILLAR Joel David		3					
COLOMBIA	COL	3	1	8		1	11
		Goals Thrown		Goals Caught			
0 DUQUE PEDROZA Julio David							
4 IBARGUEN GUERRERO Luis Miguel		2		2			
7 OSPINA GOMEZ Laura Cristina		2					
9 RICO ACERO Eliana del Pilar		1		1			
11 FORD GARCIA Alexander		1		2			
15 MOSQUERA AGUILAR Elizabeth		1		2			
20 CARTAGENA MUNOZ Yina Paola		1		2			
23 GAVIRIA ARANGO Julian							
45 MONTANO Santiago							1
52 MARTINEZ LUNG Mauricio Andres		3		1			
85 BARRERA BERNAL Antonio							
96 FORERO BECERRA Maria Angelica							
99 MENDOZA CEGUA Yina Michel							



Start List
Lista de Salida

GREAT BRITAIN vs **UNITED STATES OF AMERICA**

GREAT BRITAIN

Number	Name	Start Up
7	PARSLOW Matthew	x
11	THOMSON Jennifer	x
14	GORDON Oliver	x
19	HARRIS Richard	x
23	FORTH Rebecca	x
27	BURKE Isabella	x
32	ABRAMS Thomas	x
6	TYLER David	
9	VERRALLS Jacqueline	
18	GALE Richard	
26	EDMONDSON Sophie	
28	FOORD Justin	
41	HAIGH Rebecca	

UNITED STATES OF AMERICA

Number	Name	Start Up
3	STUBBS George Winsor	x
4	SNYDER Alex Emily	x
5	CROUCH Cara Elizabeth	x
13	HOWARD Virginia Cree Gardenier	x
18	NATENBERG Michael Howard	x
27	JOYE Ashlin Solaris	x
50	KITTREDGE Beaufort Brooks	x
6	GRIFFITH Sarah J	
9	PAYNE Octavia Aris	
16	FARRELL Ryan	
19	BOSSCHER Georgia Lynn	
40	TAYLOR Mc Pherson Clark	
78	TUNNELL Dylan Reese	



Result List

Lista de Resultados

Name	NOC Code	Goals 1st Half	Timeouts 1st Half	Goals 2nd Half	Timeouts 2nd Half	Timeouts	Goals
GREAT BRITAIN		GBR	4	1	5	1	9
		Goals Thrown		Goals Caught			
6 TYLER David							
7 PARSLOW Matthew				1			
9 VERRALLS Jacqueline		1		1			
11 THOMSON Jennifer							
14 GORDON Oliver		2		1			
18 GALE Richard				3			
19 HARRIS Richard		1					
26 EDMONDSON Sophie							
27 BURKE Isabella		1					
28 FOORD Justin		2		1			
32 ABRAMS Thomas		2		2			
41 HAIGH Rebecca							
UNITED STATES OF AMERICA		USA	7	1	6	1	13
		Goals Thrown		Goals Caught			
3 STUBBS George Winsor		2		3			
4 SNYDER Alex Emily							
5 CROUCH Cara Elizabeth		1					
6 GRIFFITH Sarah J				2			
9 PAYNE Octavia Aris				1			
13 HOWARD Virginia Cree Gardenier				1			
16 FARRELL Ryan		1					
18 NATENBERG Michael Howard		1		2			
19 BOSSCHER Georgia Lynn		1		2			
27 JOYE Ashlin Solaris		2					
40 TAYLOR Mc Pherson Clark		4		1			
50 KITTREDGE Beaufort Brooks		1		1			
78 TUNNELL Dylan Reese							

RESULTBOOK

FLYING DISC

Mixed Team Finals



The World Games
2013 CALI
Fair Play To The Planet





Start List Summary

Resumen de la Lista de Inicio

As of TUE 30 JUL 2013

Match	Name	NOC Code	vs	NOC Code	Name
TUE 30 JUL 2013					
16:00 Bronze Medal Match	COLOMBIA	COL	-	CAN	CANADA
18:00 Gold Medal Match	UNITED STATES OF AMERICA	USA	-	AUS	AUSTRALIA



Start List
 Lista de Salida

COLOMBIA vs **CANADA**

COLOMBIA

Number	Name	Start Up
0	DUQUE PEDROZA Julio David	x
7	OSPINA GOMEZ Laura Cristina	x
11	FORD GARCIA Alexander	x
52	MARTINEZ LUNG Mauricio Andres	x
85	BARRERA BERNAL Antonio	x
96	FORERO BECERRA Maria Angelica	x
99	MENDOZA CEGUA Yina Michel	x
4	IBARGUEN GUERRERO Luis Miguel	
9	RICO ACERO Eliana del Pilar	
15	MOSQUERA AGUILAR Elizabeth	
20	CARTAGENA MUNOZ Yina Paola	
23	GAVIRIA ARANGO Julian	
45	MONTANO Santiago	

CANADA

Number	Name	Start Up
5	MERCIER Anne Rf	x
8	HIBBERT Morgan John Edwin	x
11	FORTIN Danielle Marie	x
19	DONALDSON Mira Alexandra	x
20	LINDQUIST Jeffrey Matthew	x
81	YEARWOOD Adrian Patrick	x
89	LLOYD Mark James	x
16	MENZIES Nicholas Andrew	
17	CHAN Sik Suen	
26	CADOTTE Caroline	
33	COLLINS Andre George	
90	HUI Catherine	
91	HARRIS Cameron Neil	



Result List

Lista de Resultados

Name	NOC Code	Goals 1st Half	Timeouts 1st Half	Goals 2nd Half	Timeouts 2nd Half	Timeouts	Goals
COLOMBIA	COL	5	1	6	2	3	11
		Goals Thrown		Goals Caught			
0 DUQUE PEDROZA Julio David							
4 IBARGUEN GUERRERO Luis Miguel				1			
7 OSPINA GOMEZ Laura Cristina							
9 RICO ACERO Eliana del Pilar							
11 FORD GARCIA Alexander		1		1			
15 MOSQUERA AGUILAR Elizabeth		2		2			
20 CARTAGENA MUNOZ Yina Paola				1			
23 GAVIRIA ARANGO Julian		2					
45 MONTANO Santiago		2					
52 MARTINEZ LUNG Mauricio Andres		3		3			
85 BARRERA BERNAL Antonio		1					
96 FORERO BECERRA Maria Angelica							
99 MENDOZA CEGUA Yina Michel				3			
CANADA	CAN	7	1	5	1	2	12
		Goals Thrown		Goals Caught			
5 MERCIER Anne Rf							
8 HIBBERT Morgan John Edwin				5			
11 FORTIN Danielle Marie		1					
16 MENZIES Nicholas Andrew		1					
17 CHAN Sik Suen							
19 DONALDSON Mira Alexandra							
20 LINDQUIST Jeffrey Matthew				2			
26 CADOTTE Caroline				1			
33 COLLINS Andre George				1			
81 YEARWOOD Adrian Patrick		4					
89 LLOYD Mark James		4					
90 HUI Catherine				1			
91 HARRIS Cameron Neil		2		2			



Start List

 Lista de Salida

UNITED STATES OF AMERICA vs **AUSTRALIA**

UNITED STATES OF AMERICA

Number	Name	Start Up
3	STUBBS George Winsor	x
4	SNYDER Alex Emily	x
5	CROUCH Cara Elizabeth	x
13	HOWARD Virginia Cree Gardenier	x
18	NATENBERG Michael Howard	x
50	KITTREDGE Beaufort Brooks	x
78	TUNNELL Dylan Reese	x
6	GRIFFITH Sarah J	
9	PAYNE Octavia Aris	
16	FARRELL Ryan	
19	BOSSCHER Georgia Lynn	
27	JOYE Ashlin Solaris	
40	TAYLOR Mc Pherson Clark	

AUSTRALIA

Number	Name	Start Up
1	MOORE Gavin Andrew John	x
10	MOORE Alisa Kate	x
14	HOLMES Jonathan Harry Glennie	x
17	PHILLIPS Michelle Elizabeth	x
28	BARR Sebastian	x
42	ROGACKI Tom Andrew	x
44	WENTWORTH Sarah	x
5	LAVIS Timothy Stewart	
18	ALEXANDER Danielle Monica	
23	BLAKELEY Peter Timothy	
35	PHILLIPS Catherine Barbara	
40	MALCHER Stephanie Claire	
84	PILLAR Joel David	



Result List
Lista de Resultados

Name	NOC Code	Goals 1st Half	Timeouts 1st Half	Goals 2nd Half	Timeouts 2nd Half	Timeouts	Goals
UNITED STATES OF AMERICA		USA	7	1	6	1	13
		Goals Thrown		Goals Caught			
3	STUBBS George Winsor	2					
4	SNYDER Alex Emily						
5	CROUCH Cara Elizabeth			1			
6	GRIFFITH Sarah J						
9	PAYNE Octavia Aris			1			
13	HOWARD Virginia Cree Gardenier			1			
16	FARRELL Ryan			1			
18	NATENBERG Michael Howard			2			
19	BOSSCHER Georgia Lynn	1					
27	JOYE Ashlin Solaris	5		2			
40	TAYLOR Mc Pherson Clark			1			
50	KITTREDGE Beaufort Brooks	2		2			
78	TUNNELL Dylan Reese	2					
AUSTRALIA		AUS	2	1	4	1	6
		Goals Thrown		Goals Caught			
1	MOORE Gavin Andrew John						
5	LAVIS Timothy Stewart	1					
10	MOORE Alisa Kate						
14	HOLMES Jonathan Harry Glennie	3					
17	PHILLIPS Michelle Elizabeth						
18	ALEXANDER Danielle Monica			1			
23	BLAKELEY Peter Timothy						
28	BARR Sebastian						
35	PHILLIPS Catherine Barbara						
40	MALCHER Stephanie Claire			1			
42	ROGACKI Tom Andrew			1			
44	WENTWORTH Sarah			1			
84	PILLAR Joel David						